

The information contained in this drawing is the sole property of CWS Coil Winding Specialist. Any reproduction in part or whole without written permission of CWS Coil Winding Specialist is prohibited.

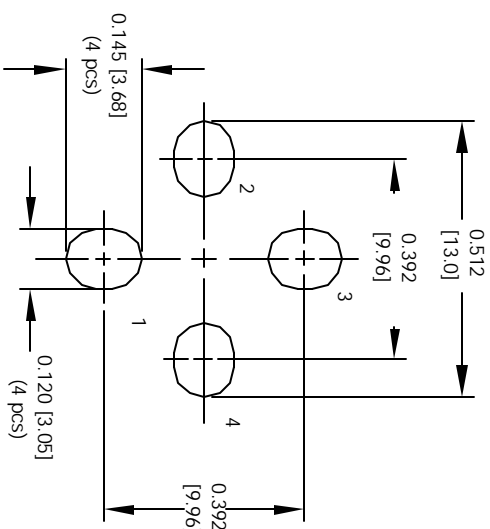
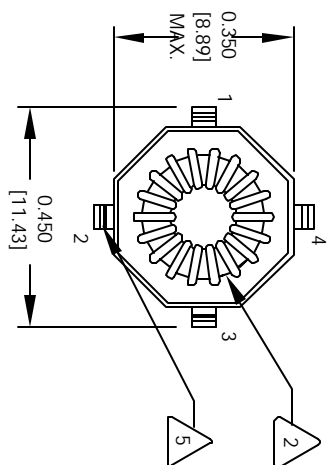
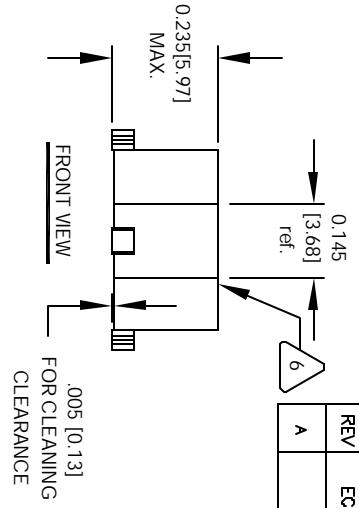


6 AND REVISION WHERE SHOWN
IF APPLICABLE MARK PART NUMBER

5 REMOVE INSULATION AND TIN LEADS
WIND ON TO CORE AND EVENLY SPACED

4 CONSTRUCTION:
TO INSURE INTERGRITY OF WINDING SEPARATION
HI-POT TEST FOR WINDING TO WINDING = 300 VDC MIN.
SERIES DCR = 0.029 OHMS MAX.
SERIES FULL LOAD CURRENT = 2.70 AMPS. DC.
SERIES FULL LOAD INDUCTANCE = 2.55 uH MIN.
SERIES OPEN CIRCUIT INDUCTANCE = 3.40 uH @ ± 20 %
PARALLEL DCR = 0.007 OHMS MAX.
PARALLEL FULL LOAD CURRENT = 5.40 AMPS. DC.
PARALLEL FULL LOAD INDUCTANCE = 0.64 uH MIN.
PARALLEL OPEN CIRCUIT INDUCTANCE = 0.85 uH @ ± 20 %

3 SPECIFICATIONS:
WIRE: UL RECOGNIZED 130°C RATING MAGNET WIRE
CWS BYTE-MARK OR OTHER APPROVED PART
CORE: TOROID
BOBBIN RATING CLASS B (130°C) REQUIRED
MATERIAL: UL RECOGNIZED 94V-0 FOR FLAMMABILITY
NOTES: UNLESS OTHERWISE SPECIFIED,



REVISION HISTORY			
REV	ECN	DESCRIPTION	DATE
A		PRODUCTION RELEASE	7/08/04

QTY	CODE IDENT	MFG. P/N	DESCRIPTION	ITEM NO.
			PARTS LIST	
			COILS.COM, INC	
			1510 E. Edinger Ave.	
			Unit B, Santa Ana, CA 92705	
			Parallel Series Inductor	
			SIZE: B	REV: A
			SCALE: 4=1	SHEET: 1 OF 1