

The information contained in this drawing is the sole property of CWS Coil Winding Specialist. Any reproduction in part or whole without written permission of CWS Coil Winding Specialist is prohibited.

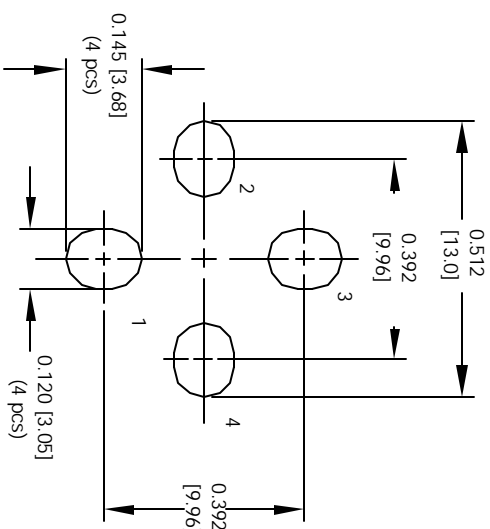
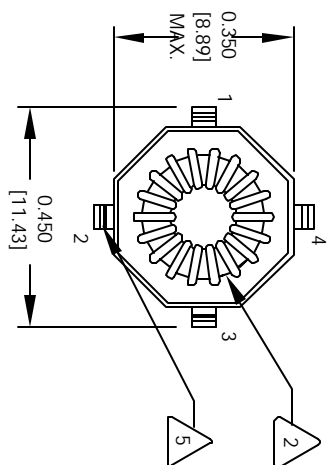
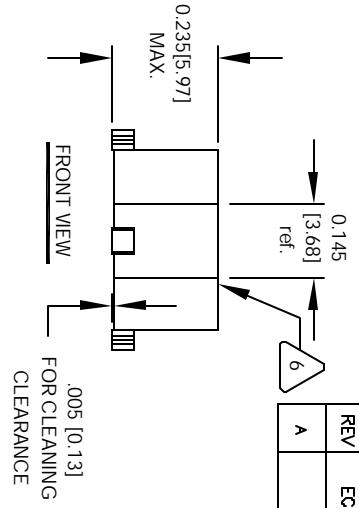


6 AND REVISION WHERE SHOWN  
IF APPLICABLE MARK PART NUMBER

5 REMOVE INSULATION AND TIN LEADS  
WIND ON TO CORE AND EVENLY SPACED

4 CONSTRUCTION:  
TO INSURE INTERGRITY OF WINDING SEPARATION  
HI-POT TEST FOR WINDING TO WINDING = 300 VDC MIN.  
SERIES DCR = 0.084 OHMS MAX.  
SERIES FULL LOAD CURRENT = 1.50 AMPS. DC.  
SERIES FULL LOAD INDUCTANCE = 10.65 uH MIN.  
SERIES OPEN CIRCUIT INDUCTANCE = 18.80 uH @ ± 20 %  
PARALLEL DCR = 0.021 OHMS MAX.  
PARALLEL FULL LOAD CURRENT = 3.00 AMPS. DC.  
PARALLEL FULL LOAD INDUCTANCE = 2.66 uH MIN.  
PARALLEL OPEN CIRCUIT INDUCTANCE = 4.70 uH @ ± 20 %

3 SPECIFICATIONS:  
WIRE: UL RECOGNIZED 130°C RATING MAGNET WIRE  
CWS BYTE-MARK OR OTHER APPROVED PART  
CORE: TOROID  
BOBBIN RATING CLASS B (130°C) REQUIRED  
MATERIAL: UL RECOGNIZED 94V-0 FOR FLAMMABILITY  
NOTES: UNLESS OTHERWISE SPECIFIED,



REVISION HISTORY		SIGN & DATE	
REV	ECN	DESCRIPTION	DATE
A		PRODUCTION RELEASE	7/08/04

QTY	CODE IDENT	MFG. P/N	DESCRIPTION	ITEM NO.
			<b>PARTS LIST</b>	
			<b>COILS.COM, INC</b>	
			1510 E. Edinger Ave.	
			Unit B, Santa Ana, CA 92705	
			<b>Parallel Series Inductor</b>	
			<b>CX5-2-SD</b>	
			<b>SIZE</b> DMR. IN.	
			<b>B</b>	
			<b>SCALE</b> 4=1	
			<b>REV</b> A	
			<b>SHEET</b> 1 OF 1	