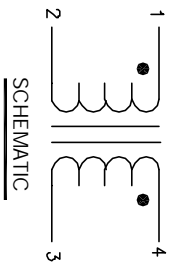


The information contained in this drawing is the sole property of CWS Coil Winding Specialists. Any reproduction in part or whole without written permission of CWS Coil Winding Specialists is prohibited.

REVISION HISTORY

REV	ECN	DESCRIPTION	DATE	BY	CHK	DATE
B		PRODUCTION RELEASE	1/10/07	JLJU		1/10/07



6 WHERE SHOWN, USING A PERMANENT MARKING METHOD MARK PART NUMBER AND REVISION APPROX

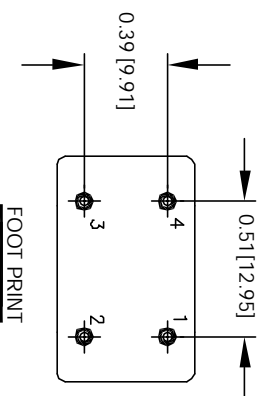
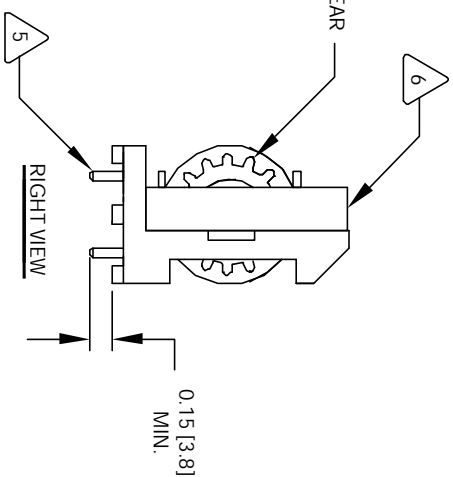
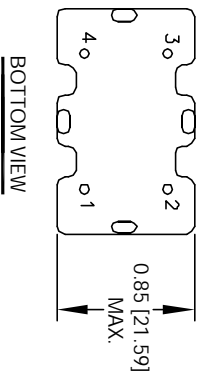
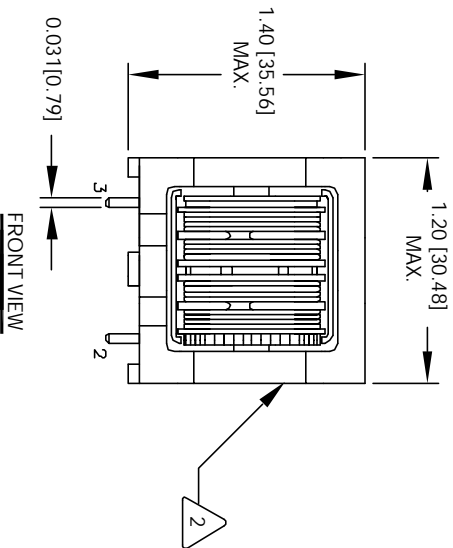
5 REMOVE INSULATION AND SOLDER TO BOBBIN LEADS

4 WIND BOTH COILS EVENLY SPACED ON BOBBIN CONSTRUCTION:

- INSURE INTEGRITY OF WINDING SEPARATION
- HI-POT TEST FOR INTERWINDING ISOLATION, 1250VDC TO WIRE SIZE DIAMETER = 0.80 MILLIMETER
- NUMBER OF TURNS = 30
- DCR = 0.06 OHMS MAX
- CURRENT RATING = 3.5A AC
- L = 2.2 mH MIN @ 10 KHZ, 0.250 Vrms:
- 3 SPECIFICATIONS @ 25 °C

2 WIRE: UL RECOGNIZED 130° RATED MAGNET WIRE CWS BYTEMARK OR OTHER APPROVED PART CORE: SINGLE PIECE FERRITE H CORE

1 BOBBIN RATING CLASS B (130°) REQUIRED MATERIAL: UL RECOGNIZED 94V-0 FOR FLAMMABILITY NOTES: UNLESS OTHERWISE SPECIFIED, READ FROM BOTTOM UP.



UNLESS OTHERWISE SPECIFIED	DO NOT SCALE DRAWINGS
DIMENSIONING AND TOLERANCE PER ANSI Y14.5M	
ALL DIMENSIONS ARE IN INCHES AND (DIMENSIONS)	
TOLERANCE INCHES: .XXX = ±.010 .XX = ±.015 .X = ±.030	
TOLERANCE METRCS: .XXX = ±.254 .XX = ±.08 .X = ±.075	
ANGLE PROJECTION	

QTY	UM	CODE IDENT	MFG. P/N	DESCRIPTION	ITEM NO.
		X		COILS COM, INC	
				353 W. GROVE AVE.	
				ORANGE, CA. 92865	
PARTS LIST					
Common Mode Line Filter Vertical Mount					
TITLE		SIZE DMC: IN			
DRAWN: EAJN		SCALE: B			
CHECKED: JLJU		1 = 1			
ENGR: KSUM		28V-2K2			
APPR: JLJU		REV B			
DATE: 1/10/07		SHEET 1 OF 1			