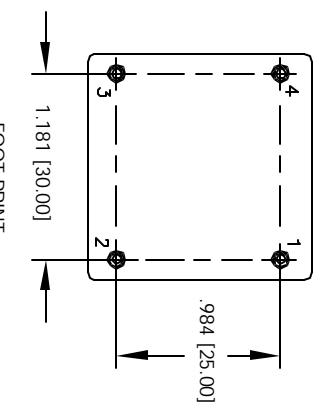
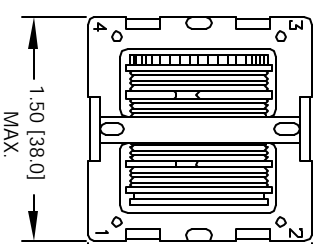
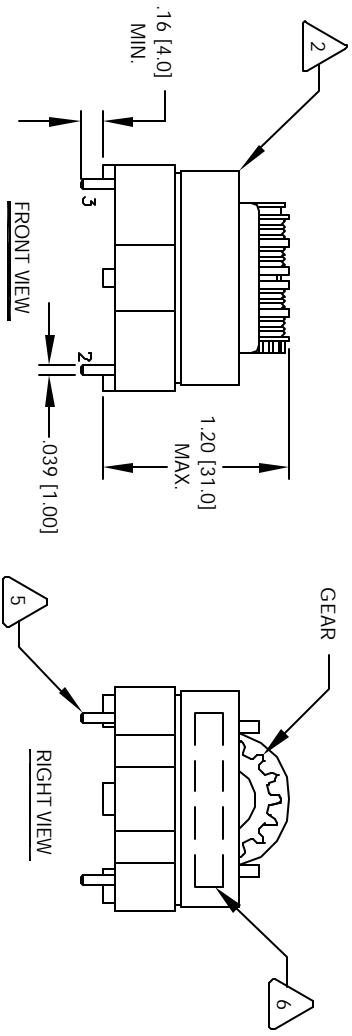
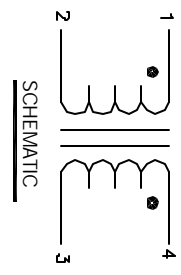


The information contained in this drawing is the sole property of CWS Coil Winding Specialist. Any reproduction in part or whole without written permission of CWS Coil Winding Specialist is prohibited.

REVISION HISTORY

REV	ECN	DESCRIPTION	DATE	BY	CHK	DATE
A		PRODUCTION RELEASE	9/02/04	JLU		9/04/03



5 REMOVE INSULATION AND SOLDER TO BOBBIN LEADS

4 WIND BOTH COILS EVENLY SPACED ON BOBBIN CONSTRUCTION:

INSURE INTERGRITY OF WINDING SEPARATION
 HI-POT TEST FOR INTERWINDING ISOLATION, 1250VDC TO WIRE SIZE DIAMETER = 0.60 MILLIMETER
 NUMBER OF TURNS = 90
 DCR = 0.40 MILLI-OHMS MAX
 CURRENT RATING = 2.2A AC
 L = 33.00 mH MIN @ 10 KHZ, 0.250 Vrms;
 3 SPECIFICATIONS @ 25°C

2 WIRE: UL RECOGNIZED 130° RATED MAGNET WIRE
 CWS BYTE-MARK OR OTHER APPROVED PART
 CORE: SINGLE PIECE FERRITE H CORE

1 BOBBIN RATING CLASS B (130°) REQUIRED
 MATERIAL: UL RECOGNIZED 94V-0 FOR FLAMMABILITY
 NOTES: UNLESS OTHERWISE SPECIFIED.

QTY	UM	CODE IDENT	MFG. P/N	DESCRIPTION	ITEM NO.
				PARTS LIST	

UNLESS OTHERWISE SPECIFIED		TITLE	
WINDING AND TOLERANCE PER ANSI Y14.5M AND [DIMENSIONS]	DATE	Common Mode Line Filter Horizontal Mount Chokes	
TOLERANCE ANGLES X.XXX ± 0.10 X.XXX ± 0.15 X.XXX ± 0.25 X.XXX ± 0.30	DATE	SIZE	REV
ANGLE PROJECTION	DATE	B	A
DO NOT SCALE DRAWING	DATE	SCALE	SHEET 1 OF 1
		1=1	