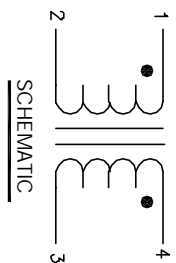


The information contained in this drawing is the sole property of CWS Coil Winding Specialists. Any reproduction in part or whole without written permission of CWS Coil Winding Specialists is prohibited.

REVISION HISTORY

REV	ECN	DESCRIPTION	SIGN & DATE			
			BY	DATE	CHK	DATE
B		PRODUCTION RELEASE	BLN	1/10/07	JLJU	1/10/07



6 WHERE SHOWN, USING A PERMANENT MARKING METHOD MARK PART NUMBER AND REVISION APPROX

5 REMOVE INSULATION AND SOLDER TO BOBBIN LEADS

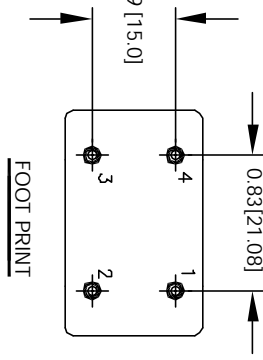
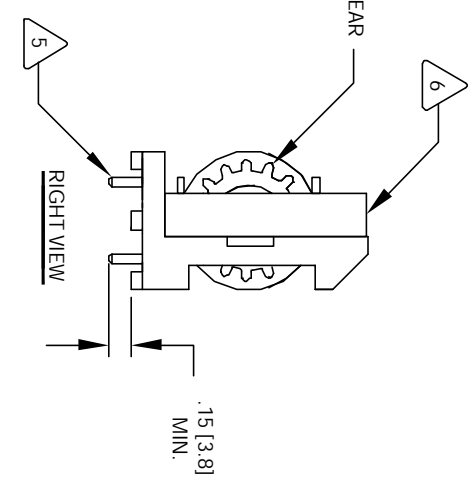
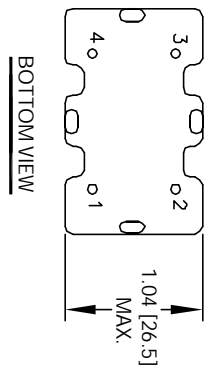
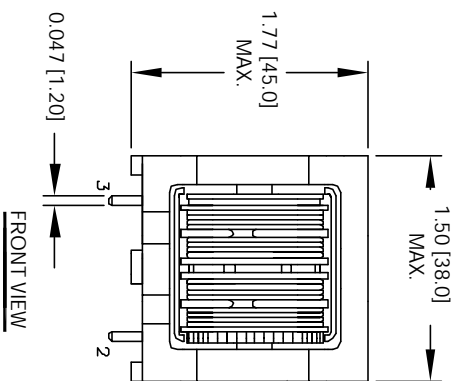
4 WIND BOTH COILS EVENLY SPACED ON BOBBIN CONSTRUCTION:

INSURE INTEGRITY OF WINDING SEPARATION HI-POT TEST FOR INTERWINDING ISOLATION, 1250VDC TO WIRE SIZE DIAMETER = 0.60 MILLIMETER NUMBER OF TURNS = 90 DCR = 0.40 OHMS MAX CURRENT RATING = 2.2A AC L = 33.0mH MIN @ 10 KHZ, 0.250 Vrms: SPECIFICATIONS @ 25 °C

3 WIRE: UL RECOGNIZED 130° RATED MAGNET WIRE CWS BYTEMARK OR OTHER APPROVED PART CORE: SINGLE PIECE FERRITE H CORE

2 BOBBIN RATING CLASS B (130°) REQUIRED MATERIAL: UL RECOGNIZED 94V-0 FOR FLAMMABILITY

NOTES: UNLESS OTHERWISE SPECIFIED.



UNLESS OTHERWISE SPECIFIED	DO NOT SCALE DRAWINGS
DIMENSIONING AND TOLERANCE PER ANSI Y14.5M	
ALL DIMENSIONS ARE IN INCHES AND (DIMENSIONS)	
TOLERANCE INCHES: .XXX = ±.010 .XX = ±.015 .X = ±.030	
TOLERANCE METRCS: .XXX = ±.254 .XX = ±.08 .X = ±.075	
ANGLE PROJECTION	

QTY	UM	CODE IDENT	MFG. P/N	DESCRIPTION	ITEM NO.
		X		COIL WS COM, INC	
PARTS LIST					
CWS Coil Winding Specialist. 353 W. GROVE AVE. ORANGE, CA. 92665					
Common Mode Line Filter Vertical Mount					
SIZE DMC: MD		SCALE		REV	
B		1=1		B	
				SHEET	1 OF 1