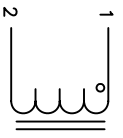


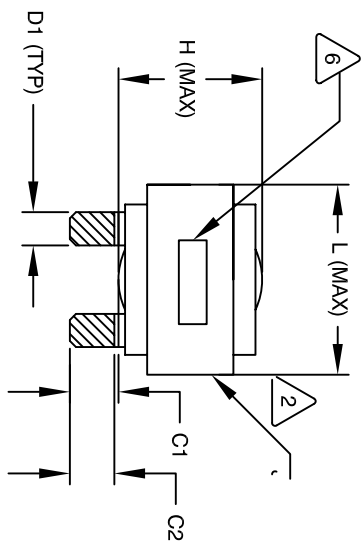
The information contained in this drawing is the sole property of Coil Winding Specialist, Inc. Any reproduction in part or whole without written permission of Coil Winding Specialist, Inc. is prohibited.

REVISION HISTORY

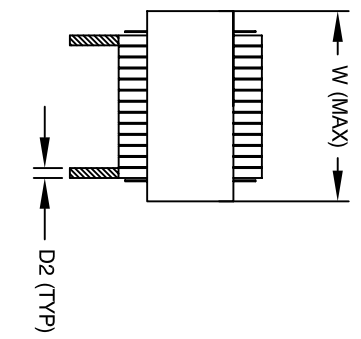
| REV | ECN | DESCRIPTION | BY | DATE | CHK | DATE |
|-----|-----|--------------------|----|---------|-----|---------|
| A | | PRODUCTION RELEASE | RL | 2/13/11 | JCL | 2/13/11 |
| B | | ELECTRICAL CHANGE | SH | 9/20/11 | JCL | 9/20/11 |



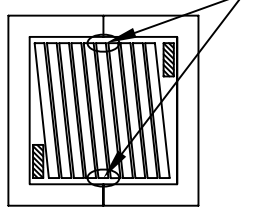
SCHEMATIC



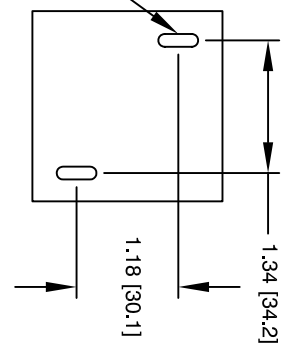
FRONT VIEW



SIDE VIEW



BOTTOM VIEW



MOUNTING HOLES PATTERN

DIMENSIONAL TOLERANCE

| | mm | Inch |
|----|------------|-------------|
| C1 | 14.23±1.50 | 0.56 ± 0.06 |
| C2 | 12.12±1.00 | 0.48 ± 0.04 |
| D1 | 7.50 (TYP) | 0.30 (TYP) |
| D2 | 1.35 (TYP) | 0.05 (TYP) |
| L | 58 MAX | 2.29 MAX |
| W | 58 MAX | 2.29 MAX |
| H | 36 MAX | 1.42 MAX |

| DC-BIAS | L |
|---------|--------|
| 0A | 106 uH |
| 5A | 100 uH |
| 10A | 94 uH |
| 15A | 86 uH |
| 20A | 76 uH |
| 25A | 67 uH |
| 30A | 65 uH |
| 35A | 60 uH |
| 40A | 55 uH |
| 45A | 51 uH |
| 50A | 46 uH |

- BUILT TO ROHS COMPLIANCE AND LEAD FREE.
- MARK PART NUMBER AND REVISION WHERE SHOWN
- VANISH PART AND CURE
APPLY SILICON WHERE SHOWN
- WRAP TAPE AROUND CORES
WITH CORES AND NOMEK SPACERS
ASSEMBLE PRE FORMED FLAT HELICAL COIL
CONSTRUCTION
WEIGHT: 445 GRAM (TYP)
RECOMMENDED OPERATING TEMP: -40°C TO 85°C AT 55 °C AMBIENT
HIPOT TEST FOR WINDING TO CORE ISOLATION, 1000VDC @ 2mA, 1 MIN
INTERWINDING CAPACITANCE @ 10KHZ = 17pF (TYP)
|Z| @ SRF = 6.6 KILO-OHM
SRF = 3.7 MHz
RATED CURRENT: 60 AMPS
DCR = 4.0 MILLI-OHM MAX., USING GW INSTEK GOM-801H OR EQUAL
L @ DC BIAS: SEE TABLE ON RIGHT.
L = 110uH ± 15%, MEASURED AT 10 KHZ, 0.25V, ZERO DC BIAS
SPECIFICATIONS:

- VANISH DOLPH or EQUAL
SILICON DOW CORNING OR EQUAL
NOMEK SPACERS FOR SIDE AND CENTER LEG OF CORES
OUTER WRAP: 3M GLASS OR EQUAL
WIRE: UL RECOGNIZED 200°C RATED MAGNET WIRE
CORE: COMPACTED POWDERED CORE

- INSULATION CLASS 200°C REQUIRED
MATERIAL: UL RECOGNIZED 94V-0 FOR FLAMMABILITY
- NOTES: UNLESS OTHERWISE SPECIFIED, READ FROM BOTTOM UP.
CAGE CODE: 5DM/E2

| QTY | CODE IDENT | MFG. P/N | DESCRIPTION | ITEM NO. |
|-----|------------|----------|---|----------|
| | | | PARTS LIST | |
| | | | www.coilws.com sales@coilws.com | |
| | | | Coil Winding Specialist, Inc. 353 W. GROVE AVE ORANGE, CA 92665 | |
| | | | TITLE: High Current Helical Inductor 110 uH, 60 Amps, Horizontal | |
| | | | SIZE Dwg. NO.: ESS55246-111M-60AH | |
| | | | SCALE: NOT TO SCALE | |
| | | | SHEET 1 OF 1 | |