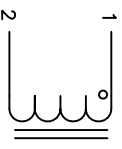
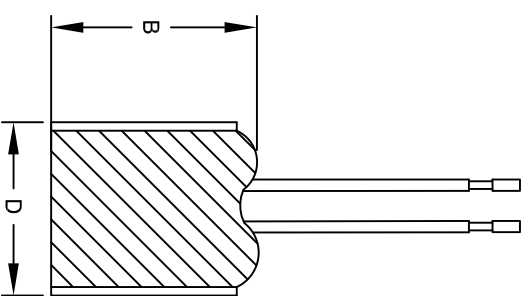
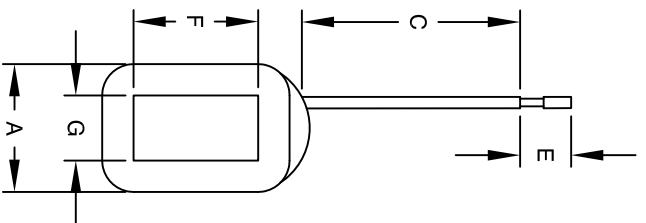


The information contained in this drawing is the sole property of CMS Coil Winding Specialist. Any reproduction in part or whole without written permission of CMS Coil Winding Specialist is prohibited.



- 10 BUILT TO ROHS COMPLIANCE.
- 9 VARNISH (REMOVE FROM TOP, BOTTOM, AND INSIDE OF BOBBIN)
- 8 LEAD LENGTH 4", STRIP END 0.25", #18 GA. WHITE TEFLON
- 7 USE SINGLE ENAMEL MAGNET COIL WIRE
- 6 BREAK AND DEBURR EDGES
- 5 IF APPLICABLE, LABEL PART NUMBER AND REVISION
- POSITION LEADS AS REQUIRED  
REMOVE WIRE INSULATION AND TIN  
WIND COILS EVENLY SPACED
- 4 CONSTRUCTION:  
FREQUENCY = 50HZ  
VOLTAGE = 240 AC  
DCR =  $80\Omega \pm 10\%$  MAX  
SRF = 38 KHZ  
MAX TEMP. RISE @ IDC 0.3 AMP. LESS THAN 25°C WITH NO AIRFLOW  
INDUCTANCE = 72mH TYP.  
TEST FREQUENCY: 1.0 KHZ ; TEST VOLTAGE: 250mV  
RATED MAX. CURRENT = 0.3 AMPS RMS  
OPERATING TEMPERATURE RANGE : -40° TO 180°C  
SPECIFICATIONS @ 25°C
- 3 WIRE: UL RATED CLASS 180°C  
CORE: AIR
- 2 RATING: UL-CLASS H (180°C) REQUIRED  
MATERIAL: UL RECOGNIZED FLAMMABILITY
- 1 NOTES: UNLESS OTHERWISE SPECIFIED. READ NOTES FROM BOTTOM TO UP.

DIMENSIONAL TOLERANCES INCHES [MM]						
A	B	C	D	E	F	G
MAX	MAX	MIN	MAX	REF	MAX	MAX
1.18 [30.00]	1.81 [46.00]	4.00 [101.60]	1.26 [32.00]	0.25 [6.35]	1.04 [26.50]	0.55 [14.00]



REVISION HISTORY						
REV	ECN	DESCRIPTION	SIGN & DATE			
			BY	DATE	CHK	DATE
A		PRODUCTION RELEASE	JL	09/08/17	JL	09/08/17

CODE IDENT	MFG. P/N	DESCRIPTION	ITEM NO.
<b>PARTS LIST</b>			
AUTOCAD	X		
SOLIDWORKS			
DRAWN	JL	09/08/17	
CHECKED	JL	09/08/17	
ENGR.	AM	09/08/17	
APPR.	JL	09/08/17	
TITLE:		SOLENOID COIL	
SIZE		72 MH, 0.3 Amps	
SCALE		N/A	
DRAWN		SHEET 1 OF 1	
DATE		REV A	

**COILWS.COM, INC**  
353 West Grove Ave.  
Orange, CA 92865