

The information contained in this drawing is the sole property of CMS Coil Winding Specialist. Any reproduction in part or whole without written permission of CMS Coil Winding Specialist is prohibited.



DIMENSIONAL TOLERANCES INCHES [MM]

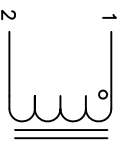
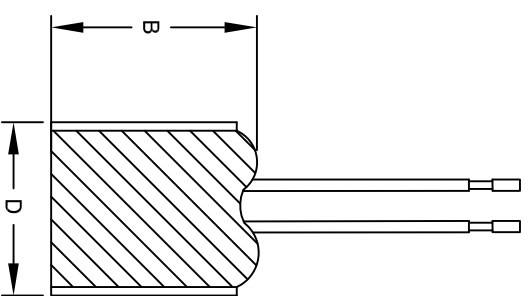
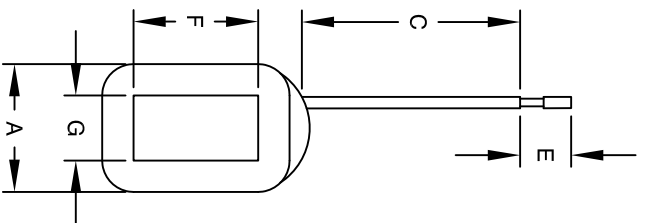
A	B	C	D	E	F	G
MAX	MAX	MIN	MAX	REF	MAX	MAX
1.18 [30.00]	1.81 [46.00]	4.00 [101.60]	1.26 [32.00]	0.25 [6.35]	1.04 [26.50]	0.55 [14.00]

REVISION HISTORY

REV	ECN	DESCRIPTION	SIGN & DATE			
			BY	DATE	CHK	DATE
A		PRODUCTION RELEASE	JL	09/08/17	JL	09/08/17

- 10 BUILT TO ROHS COMPLIANCE.
- 9 VARNISH (REMOVE FROM TOP, BOTTOM, AND INSIDE OF BOBBIN)
- 8 LEAD LENGTH 4", STRIP END 0.25", #18 GA. WHITE TEFLON
- 7 USE SINGLE ENAMEL MAGNET COIL WIRE
- 6 BREAK AND DEBURR EDGES
- 5 IF APPLICABLE, LABEL PART NUMBER AND REVISION
- POSITION LEADS AS REQUIRED
- REMOVE WIRE INSULATION AND TIN
- WIND COILS EVENLY SPACED
- CONSTRUCTION:
- 4 FREQUENCY = 50HZ
- VOLTAGE = 115 AC
- DCR = 20Ω ±10% MAX
- SFR = 74 KHZ
- MAX TEMP. RISE @ IDC 0.7 AMP. LESS THAN 25°C WITH NO AIRFLOW
- INDUCTANCE = 17.5mH TYP.
- TEST FREQUENCY: 1.0 KHZ ; TEST VOLTAGE: 250mV
- RATED MAX. CURRENT = 0.7 AMPS RMS
- OPERATING TEMPERATURE RANGE : -40° TO 180°C
- SPECIFICATIONS @ 25°C
- 3 WIRE: UL RATED CLASS 180°C
- CORE: AIR
- 2
- 1 RATING: UL-CLASS H (180°C) REQUIRED
- MATERIAL: UL RECOGNIZED FLAMMABILITY

NOTES: UNLESS OTHERWISE SPECIFIED. READ NOTES FROM BOTTOM TO UP.



CODE IDENT	MFG. P/N	DESCRIPTION	ITEM NO.
<b>PARTS LIST</b>			
AUTOCAD	X		
SOLIDWORKS			
DRAWN	JL	09/08/17	
CHECKED	JL	09/08/17	
ENGR.	AM	09/08/17	
APPR.	JL	09/08/17	
TITLE:		SOLENOID COIL	
SIZE		17.5 mH, 0.7 Amps	
SCALE		N/A	
DRAWN		SHEET 1 OF 1	
DATE		REV A	
ENGR.		CWS Coil Winding Specialist.	
APPR.		353 West Grove Ave.	
SCALE		Orange, CA 92865	
TITLE:		COILS COM, INC	
SCALE		www.coilw.com	