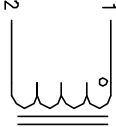


The information contained in this drawing is the sole property of CWS Coil Winding Specialist. Any reproduction in part or whole without written permission of CWS Coil Winding Specialist is prohibited.

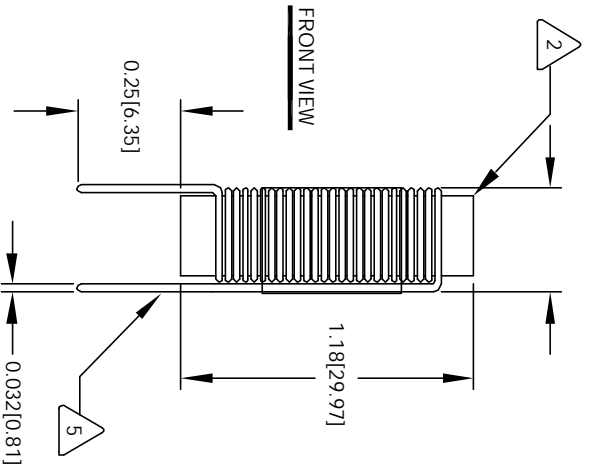
REVISION HISTORY

REV	ECN	DESCRIPTION	SIGN & DATE		
			BY	DATE	DATE
C		PRODUCTION RELEASE	TDK	5/05/06	5/05/06

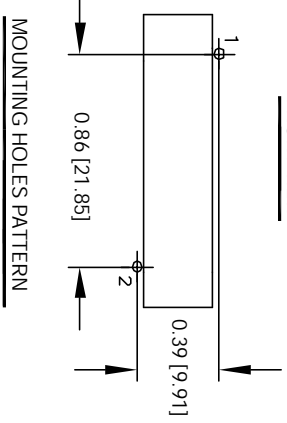
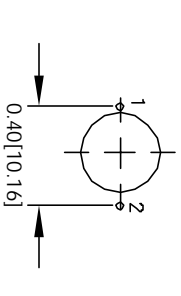
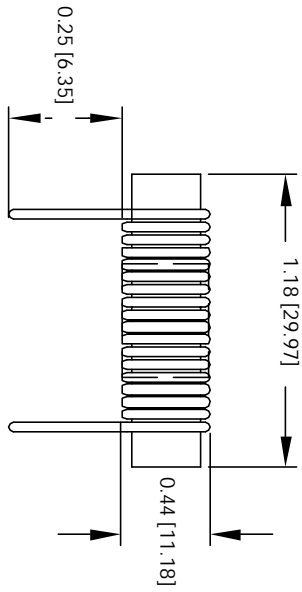
VERTICAL CONFIGURATION



SCHEMATIC



HORIZONTAL CONFIGURATION



6 BUTTO ROHS COMPLIANCE AND LEAD FREE

5 LEADS MUST BE TANGENT TO THE CORE
FLUSH WITH THE CORE EDGE, AS SHOWN
REMOVE INSULATION AND TIN LEADS

4 WIND COILS EVENLY SPACED
CONSTRUCTION:

HI-POT TEST FOR CORE TO WINDING = 750 VDC
DCR = 27.2 MILLI-OHMS @ 25 °C
L = 25.0 UH ± 20% , 1 KHZ, 0.25 Vrms, 0 ADC;
3 SPECIFICATIONS: MAX DC CURRENT = 20 AMPS

2 WIRE: UL RECOGNIZED 130° RATED MAGNET WIRE
CWS BYTEMARK OR OTHER APPROVED PART
CORE: MANGANESE ZINC FERRITE ROD

1 MATERIAL: WIRE INSULATION - UL RECOGNIZED 94V-0 FOR FLAMMABILITY
RATING CLASS B (130°) REQUIRED
NOTES: UNLESS OTHERWISE SPECIFIED, POWER INDUCTOR.
READ FROM BOTTOM UP

UNLESS OTHERWISE SPECIFIED	DIEMENSIONING AND TOLERANCE PER ANSI Y14.4M
ALL DIMENSIONS ARE IN INCHES AND [MILLIMETERS]	
TOLERANCE INCHES: .XX ± .005 .X ± .015	ANGLE PROJECTION
TOLERANCE METRCS: .XX ± .127 .X ± .254	DO NOT SCALE DRAWING

CODE	IDENT	MFG. P/N	DESCRIPTION	ITEM NO.
AUTOCAD		X		
SOLIDWORKS				
DRWN	TDK	5/05/06		
ENGR.	KSUM	5/05/06		
APPR.	JLJU	5/05/06		
PARTS LIST			CWS Coil Winding Specialist. 353 W. GROVE AVE. ORANGE, CA. 92665	
TITLE:			Power Chokes	
SIZE	DRG. NO.	PCR0830-250M		REV
B				C
SCALE		2=1		SHEET 1 OF 1