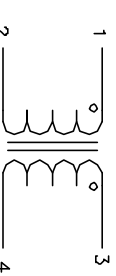
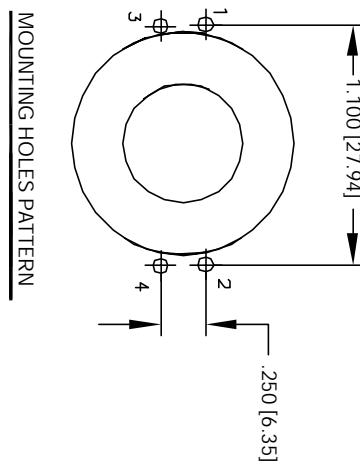
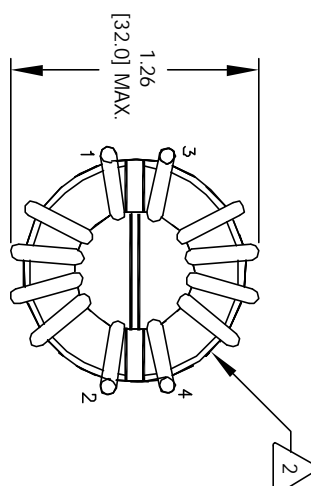
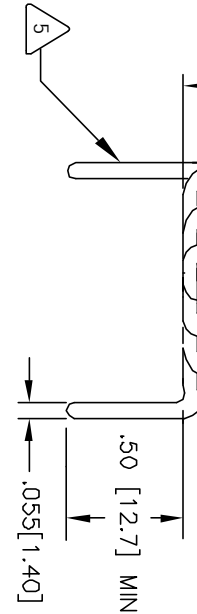
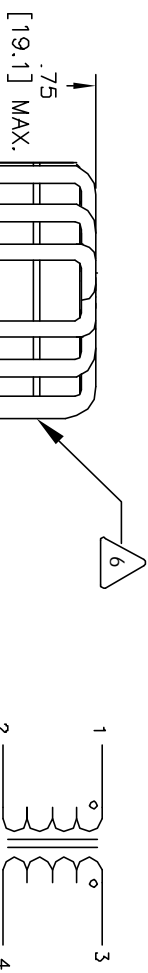


The information contained in this drawing is the sole property of CWS Coil Winding Specialist. Any reproduction in part or whole without written permission of CWS Coil Winding Specialist is prohibited.

REVISION HISTORY

| REV | ECN | DESCRIPTION        | BY  | DATE    | CHK  | DATE    |
|-----|-----|--------------------|-----|---------|------|---------|
| B   |     | PRODUCTION RELEASE | RPR | 5/25/06 | JLJU | 5/25/06 |



[19.1] MAX.  
.75

.50 [12.7] MIN.  
[12.7] MIN.

FRONT VIEW

BOTTOM VIEW

MOUNTING HOLES PATTERN

- 7 BUILT TO ROHS COMPLIANCE AND LEAD FREE.
- 6 WHERE SHOWN IF APPLICABLE, MARK PART NUMBER
- 5 FLUSH WITH THE COIL EDGE, AS SHOWN REMOVE INSULATION AND TIN LEADS APPROX. 0.5 INCH
- 4 WIND ON EACH SIDE TO CORE AND EVENLY SPACED CONSTRUCTION:  
TEMP RANGE = -25 °C TO 120°C  
MAX TEMP RISE = 38 °C  
TEST VOLTAGE = 2000 VAC, 1 MIN.  
TOTAL DCR OF BOTH WINDINGS = 15.4 MILLI-OHMS COMBINED.  
RATED VOLTAGE = 250 VAC OR VDC  
RATED CURRENT = 10 AMPS  
L = 0.6 mH MIN., 10 KHZ, 0.250 Vrms, 0 ADC  
INSULATION RESISTANCE = 100 MEGA-OHMS MIN. @ 500 VDC  
SPECIFICATIONS AT 25°C:

APPROVED PART  
WIRE: UL RECOGNIZED 200°C RATED MAGNET WIRE  
CWS BYTEMARK OR OTHER APPROVED PART  
CORE: FERRITE TOROID, HIGH PERM MNZN  
BOBBIN RATING CLASS B (200°) REQUIRED  
1 MATERIAL: UL RECOGNIZED 94V-0 FOR FLAMMABILITY  
NOTES: UNLESS OTHERWISE SPECIFIED,  
READ FROM BOTTOM UP.

|   |   |
|---|---|
| UNLESS OTHERWISE SPECIFIED                    | DIMENSIONING AND TOLERANCE PER ANSI Y14.5M  |
| ALL DIMENSIONS ARE IN INCHES AND (DIMENSIONS) | TOLERANCE INCHES:<br>.XXX = ±.005 .XX = ±.015<br>TOLERANCE METERS:<br>.XXX = ±.127 .XX = ±.25 |
| ANGLE PROJECTION                              | DO NOT SCALE DRAWINGS   |

| QTY | CODE | DESCRIPTION   | ITEM NO. |
|-----|------|---|----------|
|     |      | <b>COILS COM, INC</b><br>353 W. GROVE AVENUE<br>ORANGE CA 92665 |          |
|     |      | <b>Common Mode Chokes</b><br>Horizontal Mount                   |          |
|     |      | HL-H-601U-10A   |          |
|     |      | SIZE: 2=1   |          |
|     |      | SHEET 1 OF 1  |          |