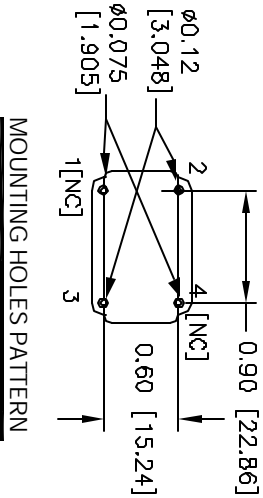
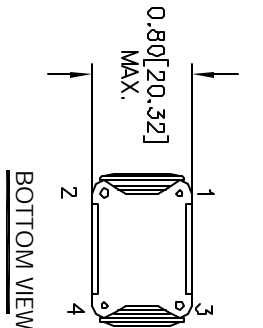
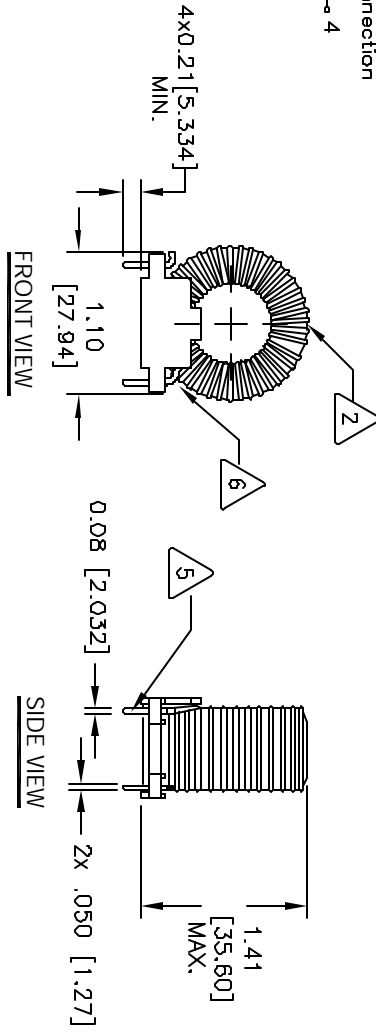
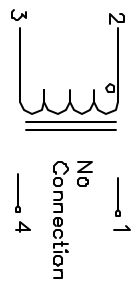


The information contained in this drawing is the sole property of CWS Coil Winding Specialist. Any reproduction in part or whole without written permission of CWS Coil Winding Specialist is prohibited.

REVISION HISTORY			
REV	ECN	DESCRIPTION	DATE
A		PRODUCTION RELEASE	2/11/05



- 6 APPLY EPOXY TO SECURE COIL TO BOBBIN.

- 5 REMOVE WIRE INSULATION AND INSERT THROUGH BOBBIN AS OUTPUT LEADS

- 4 CONSTRUCTION: WIND COILS EVENLY SPACED

- 3 SPECIFICATIONS @ 25°C:
 INDUCTANCE AT RATED CURRENT = 221.0uH
 MAX. TEMP RISE AT RATED CURRENT = 12°C
 RATED CURRENT MAX. = 2.4 AMPS DC
 DCR = 62.7 MILLI-OHMS MAX
 INDUCTANCE @ 0 ADC = 273.0uH±10%; 15.7KHZ; 0.250 Vrms

- 2 WIRE: UL RECOGNIZED 155°C OR 200°C RATED MAGNET WIRE
 CWSBYTEMARK OR OTHER APPROVED PART
 CORE: COATED IRON POWDER TORROID

- 1 RATING CLASS B (130°) REQUIRED
 MATERIAL: UL RECOGNIZED 94V-0 FLAMMABILITY FOR BOBBIN
- NOTES: UNLESS OTHERWISE SPECIFIED, READ FROM BOTTOM UP.

CODE IDENT	MFG. P/N	DESCRIPTION	ITEM NO.
AUTOCAD SOLIDWORKS SIGN	X	PARTS LIST	
DATE	DATE	CWS Coil Winding Specialist. www.cowlws.com	
2/11/05	2/11/05	1510 E. Edinger Ave. Unit B, Santa Ana, CA, 92705	
DRAWN RLU	DATE	TITLE	
2/11/05	2/11/05	Output Choke	
CHKR JLAW	DATE	SIZE (DWR. IN.)	
2/11/05	2/11/05	B	
APPR. KKSJUM	DATE	SCALE	
2/11/05	2/11/05	1=1	
			SHEET 1 OF 1