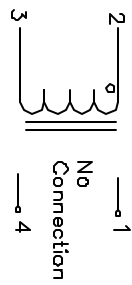


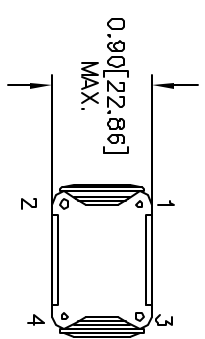
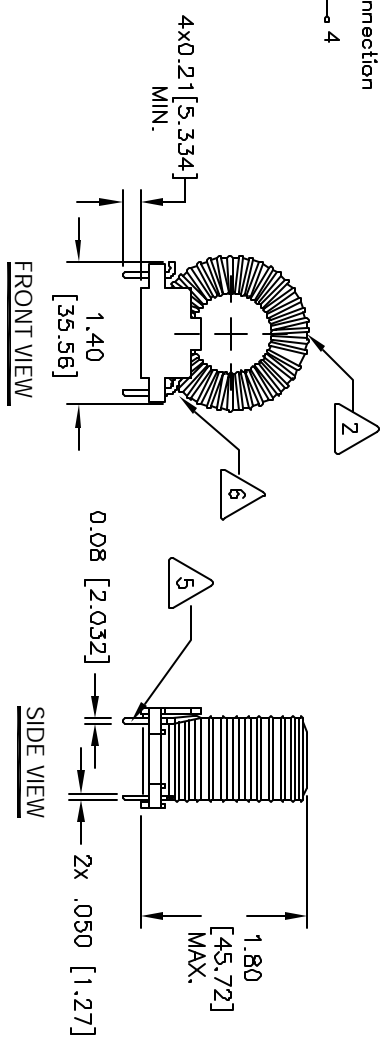
The information contained in this drawing is the sole property of CWI's Coil Winding Specialist. Any reproduction in part or whole without written permission of CWI's Coil Winding Specialist is prohibited.

REVISION HISTORY

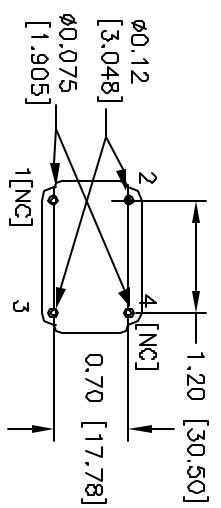
REV	ECN	DESCRIPTION	DATE	BY	DATE
A		PRODUCTION RELEASE	4/25/05	JLAW	4/25/05



SCHEMATIC



BOTTOM VIEW



MOUNTING HOLES PATTERN

- 7 BUILT TO ROHS COMPLIANCE AND LEAD FREE.
- WHERE SHOWN
IF APPLICABLE, MARK PART NUMBER AND REVISION
- APPLY EPOXY TO SECURE COIL TO BOBBIN.
- 5 INSERT THROUGH BOBBIN AS OUTPUT LEADS
REMOVE WIRE INSULATION AND
WIND COILS EVENLY SPACED
- CONSTRUCTION:
INDUCTANCE AT RATED CURRENT = 1292.0 uH
MAX. TEMP RISE AT RATED CURRENT = 23 °C
RATED CURRENT MAX. = 3.0 AMPS DC
DCR = 187.0 MILLI-OHMS MAX
INDUCTANCE @ 0 ADC = 2500.0 uH±10%; 15.7KHz; 0.250 Vrms
SPECIFICATIONS @ 25°C:
- 3 WIRE: UL RECOGNIZED 155°C OR 200°C RATED MAGNET WIRE
CWSB/TYEMARK OR OTHER APPROVED PART
CORE: COATED HIGH FLUX TOROID
- 2 RATING CLASS B (130°) REQUIRED
MATERIAL: UL RECOGNIZED 94V-0 FLAMMABILITY FOR BOBBIN

NOTES: UNLESS OTHERWISE SPECIFIED, READ FROM BOTTOM UP.

CODE IDENT	MFG. P/N	DESCRIPTION	ITEM NO.
AUTOCAD SOLIDWORKS SIGN	X	PARTS LIST	
UNLESS OTHERWISE SPECIFIED TOLERANCE PER FIG 11.5M ALL DIMENSIONS ARE IN NOTES AND DIMENSIONS	DATE	CWI'S COIL WINDING SPECIALIST WWW.CWI'S.COM	
TOLERANCE INCHES XXXX-XXXX .XXXX-015 TOLERANCE METERS XXXX-127 .XXXX-30	DATE	1510 E. Edinger Ave Unit B, Santa Ana, CA 92705	
ANGLE PROJECTION	DATE	Output Choke	
DO NOT SCALE DRAWING	DATE	3.0 Amps	
	DATE	OPC-3-2500-2H	
	DATE	1=1	
	DATE	SHEET 1 OF 1	