

The information contained in this drawing is the sole property of CWS Coil Winding Specialists. Any reproduction in part or whole without written permission of CWS Coil Winding Specialists is prohibited.



SCHEMATIC

7 BUILT TO ROHS COMPLIANCE AND LEAD FREE.

6 WHERE SHOWN, USING A PERMANENT MARKING METHOD IF APPLICABLE. MARK PART NUMBER AND REVISION

5 FLUSH WITH THE COIL EDGE, AS SHOWN
REMOVE INSULATION AND TIN LEADS APPROX. 0.75 INCH

4 WIND WIRE TO CORE EVENLY SPACED
CONSTRUCTION:

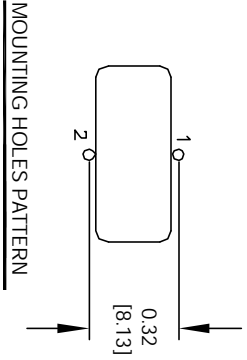
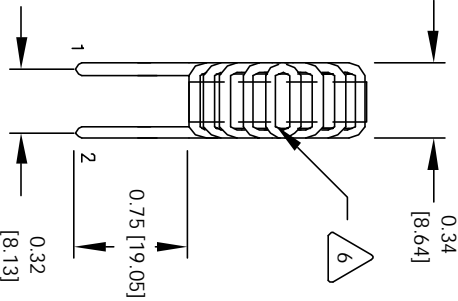
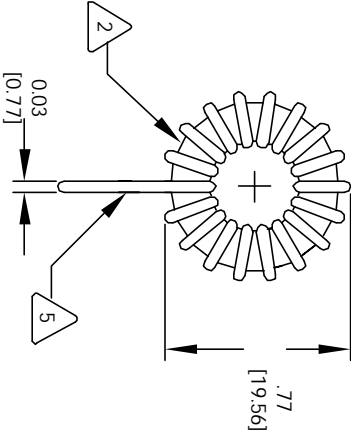
WEIGHT = 10.8 GRAMS
HI-POT TEST FOR WIRE TO CORE = 500 VDC
INDUCTANCE @ RATED CURRENT = 137.0 uH
DC CURRENT RATING = 1.0 AMPS MAX
DCR = 75 MILLI-OHMS, MAX
INDUCTANCE @ 0 AMPS = 150.0 uH, \pm 20% , 1 KHZ., 0.25 Vrms
SPECIFICATIONS @ 25 °C

3 WIRE: UL RECOGNIZED 130°C RATED MAGNET WIRE
CORE: COATED IRON POWDER

2 CORE COATING RATING CLASS B (130°) REQUIRED
1 MATERIAL: UL RECOGNIZED 94V-0 FOR FLAMMABILITY
NOTES: UNLESS OTHERWISE SPECIFIED, TOROIDAL INDUCTOR
READ FROM BOTTOM UP.

REVISION HISTORY					
REV	ECN	DESCRIPTION	SIGN & DATE		
			BY	DATE	CHK
C		PRODUCTION RELEASE	RPR	6/20/06	JLU

VERTICAL CONFIGURATION



MOUNTING HOLES PATTERN

CODE		MFG. P/N	DESCRIPTION	ITEM NO.
IDENT				
PARTS LIST				
AUTOCAD	X	COIL WS.COM, INC 353 W. GROVE AVENUE ORANGE, CA. 92665 CWS Coil Winding Specialist.		
SOLIDWORKS				
SIGN	DATE			
DRAWN	6/20/06			
RPR	6/20/06			
CHECKED	JLU	6/20/06	Power Toroidal Inductors Vertical Mount	
ENGR.		6/20/06		
KSUM		6/20/06		
APPR.		6/20/06		
JLU		6/20/06		
TITLE:		SIZE DIM. NO.		
B		TC-151M-1A-68V		
SCALE		SHEET 1 OF 1		
DO NOT SCALE DRAWING				

UNLESS OTHERWISE SPECIFIED	
DIMENSIONING AND TOLERANCE PER ANSI Y14.2M AND (DIMENSIONS)	
ALL DIMENSIONS ARE IN INCHES	
TOLERANCE INCHES:	
.XXX = \pm .005	
TOLERANCE METRIC:	
.XXX = \pm .127	
ANGLE PROJECTION	
DO NOT SCALE DRAWING	