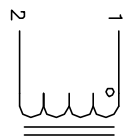


The information contained in this drawing is the sole property of CWS Coil Winding Specialists. Any reproduction in part or whole without written permission of CWS Coil Winding Specialists is prohibited.

REVISION HISTORY

REV	ECN	DESCRIPTION	SIGN & DATE			
			BY	DATE	CHK	DATE
B		PRODUCTION RELEASE	RPR	6/20/06	JLJU	6/20/06



SCHEMATIC

7 BUILT TO ROHS COMPLIANCE AND LEAD FREE.

6 WHERE SHOWN, USING A PERMANENT MARKING METHOD IF APPLICABLE. MARK PART NUMBER AND REVISION

5 FLUSH WITH THE COIL EDGE, AS SHOWN
REMOVE INSULATION AND TIN LEADS APPROX. 0.75 INCH

4 WIND WIRE TO CORE EVENLY SPACED
CONSTRUCTION:

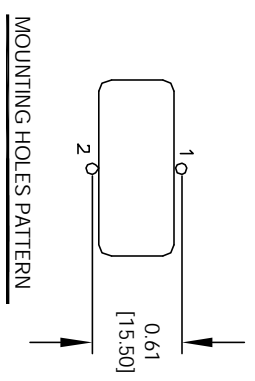
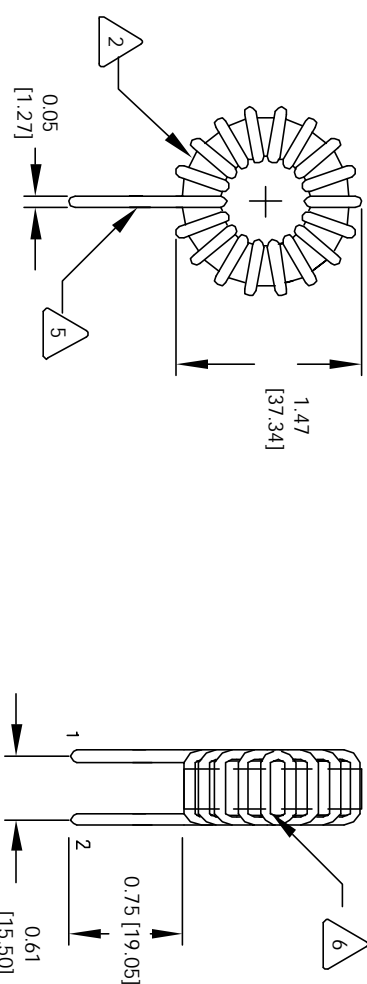
WEIGHT = 71.5 GRAMS
HI-POT TEST FOR WIRE TO CORE = 500 VDC
INDUCTANCE @ RATED CURRENT = 190.0 uH
DC CURRENT RATING = 7.0 AMPS MAX
DCR = 62 MILLI-OHMS, MAX
INDUCTANCE @ 0 AMPS = 470.0 uH, ± 20%, 1 KHZ., 0.25 Vrms
SPECIFICATIONS @ 25 °C

2 WIRE: UL RECOGNIZED 130°C RATED MAGNET WIRE
CORE: COATED IRON POWDER

1 CORE COATING RATING CLASS B (130°) REQUIRED
MATERIAL: UL RECOGNIZED 94V-0 FOR FLAMMABILITY

NOTES: UNLESS OTHERWISE SPECIFIED, TOROIDAL INDUCTOR READ FROM BOTTOM UP.

VERTICAL CONFIGURATION



MOUNTING HOLES PATTERN

CODE	IDENT	MFG. P/N	DESCRIPTION	ITEM NO.
PARTS LIST				
AUTOCAD		X		
SOLIDWORKS				
SIGN				
DATE				
DRAWN	RPR	6/20/06	COIL WS COM, INC 353 W. GROVE AVENUE ORANGE, CA. 92665	CWS Coil Winding Specialist.
CHKD	JLJU	6/20/06		
ENGR.	KSUM	6/20/06		
APPR.	JLJU	6/20/06		
SIZE	DWG. NO.	TITLE		REV
B	TC-471M-7A-130V	Power Toroidal Inductors Vertical Mount		B
SCALE	2=1			

UNLESS OTHERWISE SPECIFIED
DIMENSIONING AND TOLERANCE PER ANSI Y14.5M AND DIMENSIONS ARE IN INCHES AND (MILLIMETERS).
TOLERANCE INCHES: .XX = ±0.005 .XY = ±0.015 .X = ±0.030 .XX = ±.127 .XX = ±.25
ANGLE PROJECTION DO NOT SCALE DRAWINGS