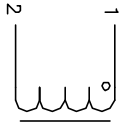


The information contained in this drawing is the sole property of CWS Coil Winding Specialists. Any reproduction in part or whole without written permission of CWS Coil Winding Specialists is prohibited.



SCHEMATIC

7 BUILT TO ROHS COMPLIANCE AND LEAD FREE.

6 WHERE SHOWN, USING A PERMANENT MARKING METHOD IF APPLICABLE. MARK PART NUMBER AND REVISION

5 FLUSH WITH THE COIL EDGE, AS SHOWN
REMOVE INSULATION AND TIN LEADS APPROX. 0.75 INCH

4 WIND WIRE TO CORE EVENLY SPACED
CONSTRUCTION:

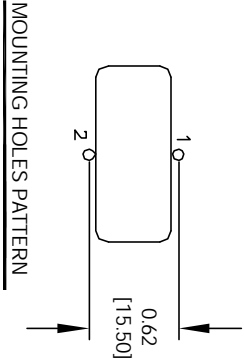
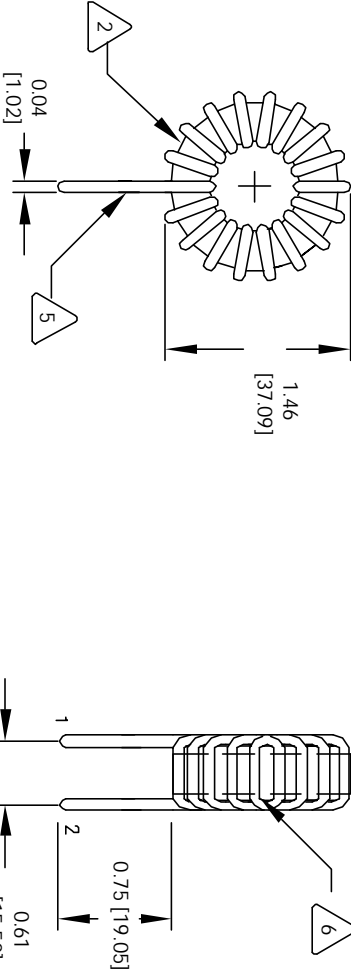
WEIGHT = 68.3 GRAMS
HI-POT TEST FOR WIRE TO CORE = 500 VDC
INDUCTANCE @ RATED CURRENT = 295.0 uH
DC CURRENT RATING = 5.0 AMPS MAX
DCR = 99 MILLI-OHMS, MAX
INDUCTANCE @ 0 AMPS = 680.0 uH, $\pm 20\%$, 1 KHZ., 0.25 Vrms
SPECIFICATIONS @ 25 °C

3 WIRE: UL RECOGNIZED 130°C RATED MAGNET WIRE
CORE: COATED IRON POWDER

2 CORE COATING RATING CLASS B (130°) REQUIRED
1 MATERIAL: UL RECOGNIZED 94V-0 FOR FLAMMABILITY
NOTES: UNLESS OTHERWISE SPECIFIED, TOROIDAL INDUCTOR
READ FROM BOTTOM UP.

REVISION HISTORY					
REV	ECN	DESCRIPTION	SIGN & DATE		
			BY	DATE	DATE
B		PRODUCTION RELEASE	RPR	6/22/06	6/22/06

VERTICAL CONFIGURATION



MOUNTING HOLES PATTERN

CODE	IDENT	MFG. P/N	DESCRIPTION	ITEM NO.
PARTS LIST				
AUTOCAD		X		
SOLIDWORKS				
SIGN		DATE		
DRAWN	RPR	6/22/06		
CHECKED	JLU	6/22/06		
ENGR.	KSUM	6/22/06		
APPR.	JLU	6/22/06		
TITLE				
Power Toroidal Inductors				
Vertical Mount				
SIZE DIM. NO.				
B		TC-681M-5A-130V		REV B
SCALE				
2=1				
DO NOT SCALE DRAWING				