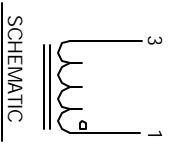


The information contained in this drawing is the sole property of CWS Coil Winding Specialist. Any reproduction in part or whole without written permission of CWS Coil Winding Specialist is prohibited.

REVISION HISTORY			
REV	ECN	DESCRIPTION	DATE
A		PRODUCTION RELEASE	5/18/04



6 WHERE SHOWN
MARK PART NUMBER AND REVISION

5 REMOVE INSULATION, SOLDERED TO LEADS

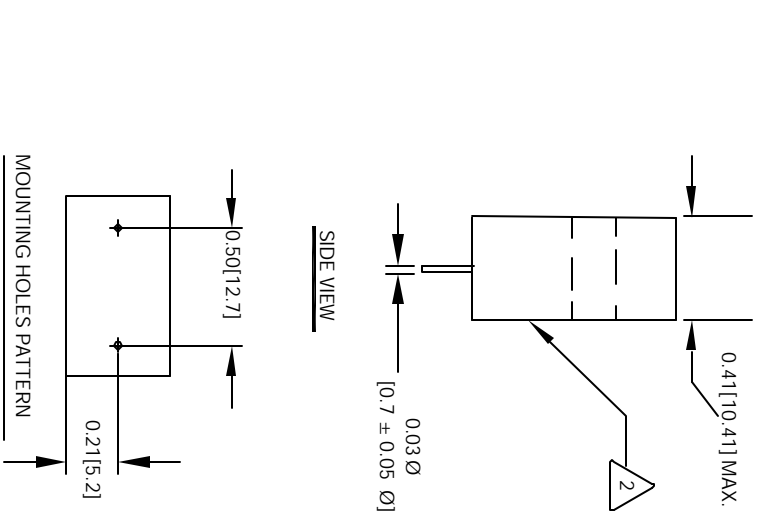
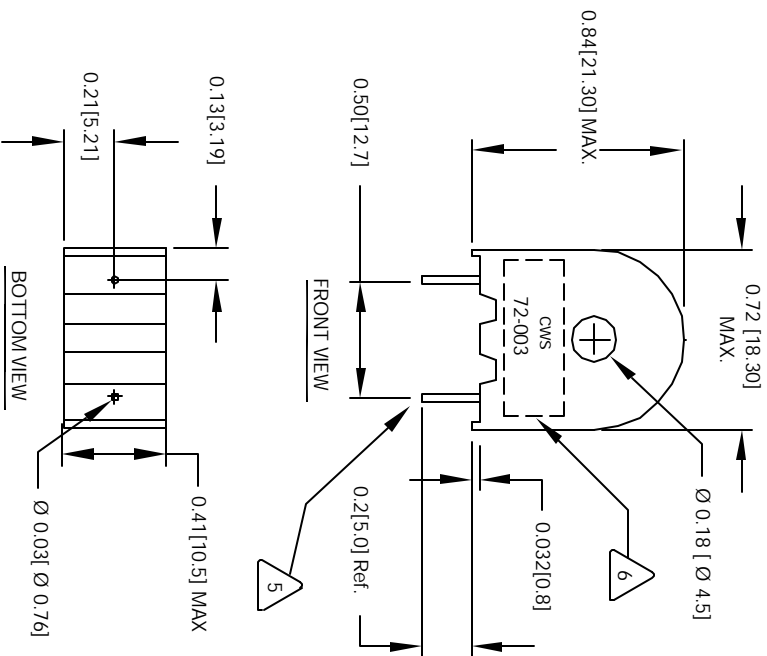
4 CONSTRUCTION: ENCAPSULATED USING BOBBIN.

- OPERATING TEMP. = - 25 °C TO 125 °C
- H-I POT PRIMARY TO SECONDARY = 2500 Vrms
- ONE TURN PRIMARY PEAK SENSE CURRENT = 20 A
- PRIMARY BIPOLAR = 1200 AMPS-μSEC RATING MAX
- PRIMARY UNIPOLAR = 600 AMPS-μSEC RATING MAX
- SECONDARY RATED TERMINATING RESISTANCE = 200 OHMS NOMINAL
- SECONDARY DCR = 4.5 OHMS MAX
- SECONDARY INDUCTANCE TEST VOLTAGE @ 15.75 KHZ = 2.0 V
- SECONDARY INDUCTANCE = 80.0 mH MIN
- SECONDARY TURNS = 200
- SPECIFICATIONS @ 25 °C :

2 WIRE: UL RECOGNIZED 130 °C RATED MAGNET WIRE
CWS BYTEMARK OR OTHER APPROVED PART
CORE: FERRITE TOROID

1 BOBBIN RATING CLASS B (130 °C) REQUIRED
MATERIAL: UL RECOGNIZED 94V-0 FOR FLAMMABILITY

NOTES: UNLESS OTHERWISE SPECIFIED, CURRENT SENSOR.
UNIT: INCHES [MM]



UNLESS OTHERWISE SPECIFIED	
DRAWING AND TOLERANCE PER ANSI Y14.5M AND [DIMETERS]	±0.30°
TOLERANCE ANGLES	±0.30°
UNLESS OTHERWISE SPECIFIED	±0.30°
TOLERANCE METRICS	±0.30°
ANGLE PROJECTION	±0.30°
DO NOT SCALE DRAWING	

QTY	CODE IDENT	MFG. P/N	DESCRIPTION	ITEM NO.
			PARTS LIST	
			CWS Coil Winding Specialist.	
			1510 E. Edinger Ave.	
			Unit B, Santa Ana, CA, 92705	
			Current Sense Transformer	
			COIL WS COIL, INC	
			WWW.COILWS.COM	
			SIZE DWS ML	
			B	
			SCALE	
			2=1	
			DATE	
			5/18/04	
			CHK	
			JLU	
			5/18/04	
			DATE	
			5/18/04	
			REV	
			A	
			SHEET	
			1	
			OF	
			1	