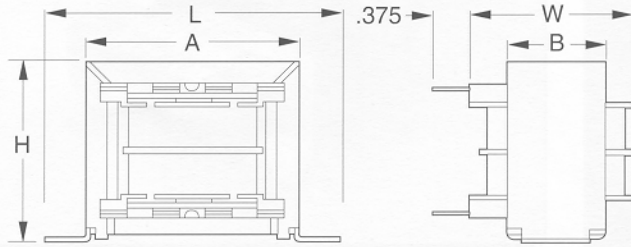

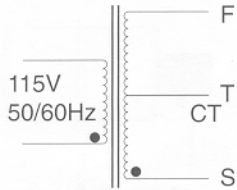


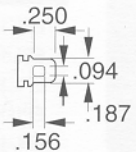
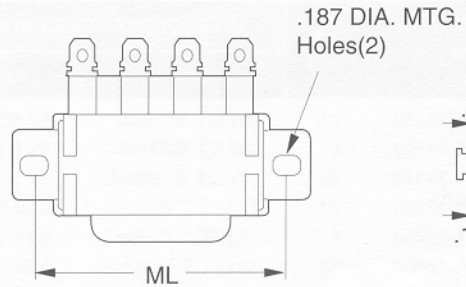
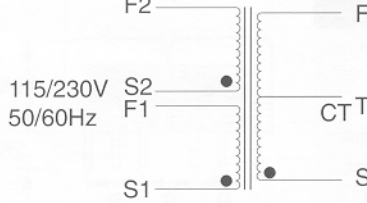
EPPS & EPPD SERIES



SINGLE PRIMARY



DUAL PRIMARY



UNIT: INCHES

Part Number		SECONDARY RMS RATING
Single 115V	Dual 115/230V	
EPPS-3-10	Not Available	10V.C.T @0.25A
EPPS-4-10	EPPD-4-10	10V.C.T. @0.60A
EPPS-5-10	EPPD-5-10	10V.C.T. @1.2A
EPPS-6-10	EPPD-6-10	10V.C.T. @3.0A
EPPS-7-10	EPPD-7-10	10V.C.T. @5.0A
EPPS-8-10	EPPD-8-10	10V.C.T @10A
EPPS-3-12	Not Available	12.6V.C.T @0.20A
EPPS-4-12	EPPD-4-12	12.6V.C.T. @0.50A
EPPS-5-12	EPPD-5-12	12.6V.C.T. @1.0A
EPPS-6-12	EPPD-6-12	12.6V.C.T. @2.5A
EPPS-7-12	EPPD-7-12	12.6V.C.T. @4.0A
EPPS-8-12	EPPD-8-12	12.6V.C.T. @8.0A
EPPS-3-16	Not Available	16V.C.T. @0.15A
EPPS-4-16	EPPD-4-16	16V.C.T. @0.40A
EPPS-5-16	EPPD-5-16	16V.C.T. @0.80A
EPPS-6-16	EPPD-6-16	16V.C.T. @2.0A
EPPS-7-16	EPPD-7-16	16V.C.T. @3.5A
EPPS-8-16	EPPD-8-16	16V.C.T. @6.25A
EPPS-3-20	Not Available	20V.C.T. @0.12A
EPPS-4-20	EPPD-4-20	20V.C.T. @0.30A
EPPS-5-20	EPPD-5-20	20V.C.T. @0.60A
EPPS-6-20	EPPD-6-20	20V.C.T. @1.5A
EPPS-7-20	EPPD-7-20	20V.C.T. @2.8A
EPPS-8-20	EPPD-8-20	20V.C.T. @5.0A
EPPS-3-24	Not Available	24V.C.T. @0.10A
EPPS-4-24	EPPD-4-24	24V.C.T. @0.25A
EPPS-5-24	EPPD-5-24	24V.C.T. @0.50A
EPPS-6-24	EPPD-6-24	24V.C.T. @1.25A
EPPS-7-24	EPPD-7-24	24V.C.T. @2.5A
EPPS-8-24	EPPD-8-24	24V.C.T. @4.0A

Part Number		SECONDARY RMS RATING
Single 115V	Dual 115/230V	
EPPS-3-28	Not Available	28V.C.T. @0.085A
EPPS-4-28	EPPD-4-28	28V.C.T. @0.20A
EPPS-5-28	EPPD-5-28	28V.C.T. @0.42A
EPPS-6-28	EPPD-6-28	28V.C.T. @1.1A
EPPS-7-28	EPPD-7-28	28V.C.T. @2.0A
EPPS-8-28	EPPD-8-28	28V.C.T. @3.6A
EPPS-3-36	Not Available	36V.C.T. @0.065A
EPPS-4-36	EPPD-4-36	36V.C.T. @0.17A
EPPS-5-36	EPPD-5-36	36V.C.T. @0.35A
EPPS-6-36	EPPD-6-36	36V.C.T. @0.85A
EPPS-7-36	EPPD-7-36	36V.C.T. @1.5A
EPPS-8-36	EPPD-8-36	36V.C.T. @2.8A
EPPS-3-48	Not Available	48V.C.T. @0.05A
EPPS-4-48	EPPD-4-48	48V.C.T. @0.125A
EPPS-5-48	EPPD-5-48	48V.C.T. @0.25A
EPPS-6-48	EPPD-6-48	48V.C.T. @0.63A
EPPS-7-48	EPPD-7-48	48V.C.T. @1.2A
EPPS-8-48	EPPD-8-48	48V.C.T. @2.0A
EPPS-3-56	Not Available	56V.C.T. @0.045A
EPPS-4-56	EPPD-4-56	56V.C.T. @0.11A
EPPS-5-56	EPPD-5-56	56V.C.T. @0.22A
EPPS-6-56	EPPD-6-56	56V.C.T. @0.54A
EPPS-7-56	EPPD-7-56	56V.C.T. @1.00A
EPPS-8-56	EPPD-8-56	56V.C.T. @1.8A
EPPS-3-120	Not Available	120V.C.T. @0.02A
EPPS-4-120	EPPD-4-120	120V.C.T. @0.05A
EPPS-5-120	EPPD-5-120	120V.C.T. @0.10A
EPPS-6-120	EPPD-6-120	120V.C.T. @0.25A
EPPS-7-120	EPPD-7-120	120V.C.T. @0.50A
EPPS-8-120	EPPD-8-120	120V.C.T. @0.85A

Rectifier Type	Filter Type	RMS Secondary Current Is
Full Wave Center-Tap	Choke Input	=0.7x DC Amps
Full Wave Center-Tap	Capacitor Input	=1 to 1.2x DC Amps
Full Wave Center-Tap	Choke Input	=Dc Amps
Full Wave Center-Tap	Capacitor Input	=1.6 to 1.8x DC Amps

DIMENSIONS (in inches)				
Size	VA	L	W	H
3	2.4	2 1/16	1 1/16	1 3/16
4	6	2 3/8	1 1/4	1 3/8
5	12	2 13/16	1 3/8	1 5/8
6	30	3 1/4	1 11/16	1 15/16
7	56	3 11/16	1 13/16	2 1/4
8	100	4 1/32	2 1/4	2 9/16

DIMENSIONS (in inches)				
Size	A	B	ML	Lbs.
3	1 5/8	9/16	1 3/4	0.25
4	1 11/16	11/16	2	0.44
5	1 15/16	13/16	2 3/8	0.7
6	2 5/16	1 1/16	2 13/16	1.1
7	2 11/16	1 1/16	3 1/8	1.7
8	3 1/16	1 5/16	3 9/16	2.75