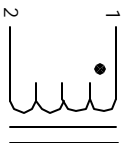
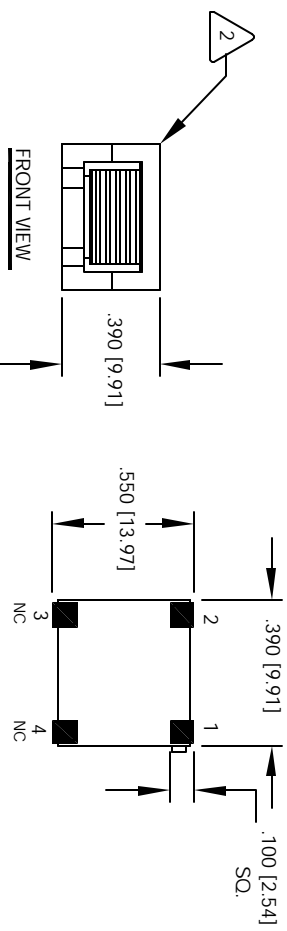
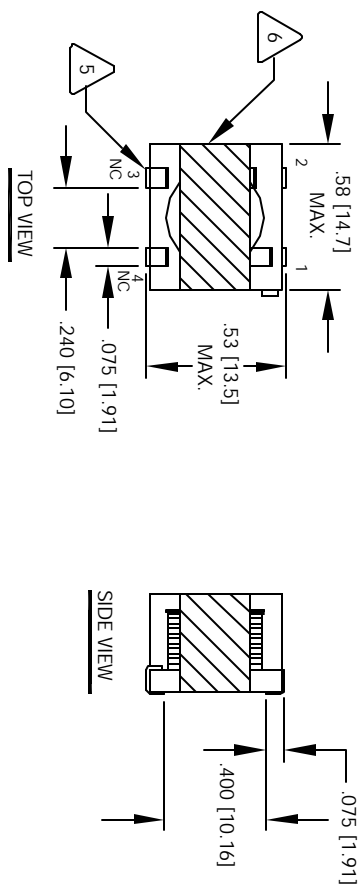


The information contained in this drawing is the sole property of CWS Coil Winding Specialist. Any reproduction in part or whole without written permission of CWS Coil Winding Specialist is prohibited.

| REVISION HISTORY | | | |
|------------------|-----|------------------------|--------------------------|
| REV | ECN | DESCRIPTION | SIGN & DATE |
| | | | BY DATE CHK DATE |
| A | | PRE-PRODUCTION RELEASE | TKK 5/07/03 JLUU 5/08/03 |



SCHEMATIC



6 WHERE SHOWN, USING A PERMANENT MARKING METHOD
 MARK PART NUMBER AND REVISION IN APPROX
 OVER CORES, (PER NOTE 2)
 APPLY EPOXY ON MATING SURFACES AND WRAP TAPE

5 MUST REST FLAT ON PCB).
 FLUSH WITH THE COIL EDGE, AS SHOWN (I.E. COIL
 REMOVE INSULATION AND TIN SELF SMT LEADS

4 EVENLY SPACED
 WIND USING FLAT HELICAL COIL ONTO BOBBIN
 CONSTRUCTION:

3 TO INSURE INTERGRITY OF WINDING INSULATION
 HI-POT TEST FOR WINDING TO CORE ISOLATION, 1000VDC
 DCR = MEASURED AT 15 MILLI-OHMS, USING QUADTECH 2200
 L = MEASURED AT 18 uH ± 20%, NO BIAS, 10uH @ 5A.
 SPECIFICATIONS:

2 EPOXY: UNIBOND OR CWS APPROVED PART
 OUTER WRAP: 3M OR CWS APPROVED PART
 WIRE: UL RECOGNIZED 200° RATED MAGNET WIRE
 CWS BYTEMARK OR OTHER APPROVED PART
 CORE: SENDUST CORE, 90 PERMEABILITY

1 BOBBIN RATING CLASS B (130°C) REQUIRED
 MATERIAL: UL RECOGNIZED 94V-0 FOR FLAMMABILITY

NOTES: UNLESS OTHERWISE SPECIFIED.

| QTY | CODE | MFG. P/N | DESCRIPTION | ITEM NO. |
|-------------------|---------|------------------------------|-------------|--------------|
| | IDENT | | | |
| PARTS LIST | | | | |
| AUTOCAD | X | | | |
| SOLIDWORKS | | | | |
| SIGN | DATE | CWS Coil Winding Specialist. | | |
| DRAWN | 5/7/03 | 1510 E. Edinger Ave. | | |
| CHKD | 5/08/03 | Unit B, Santa Ana, CA 92705 | | |
| APPR. | 5/08/03 | TITLE: Flat SM Inductor | | |
| JLUU | | SIZE | DRW. NO. | REV |
| | | B | CWS-5A10N | A |
| | | SCALE | 2=1 | SHEET 1 OF 1 |

UNLESS OTHERWISE SPECIFIED
 TOLERANCE PER ANSI Y14.5M
 ALL DIMENSIONS ARE IN NOTES
 AND DIMENSIONS]

TOLERANCE INCHES
 .XXXXX ±.010 .XXXXX ±.015
 TOLERANCE METERS
 .XXXXX ±.254 .XXXXX ±.38

ANGLE PROJECTION DO NOT SCALE DRAWING