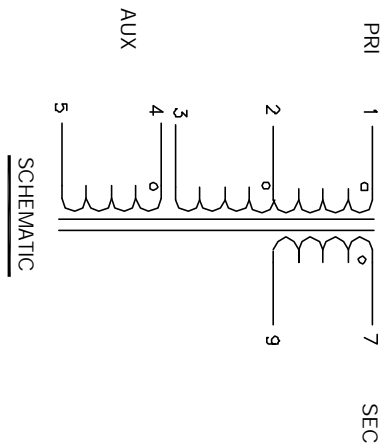


The information contained in this drawing is the sole property of CWS Coil Winding Specialist. Any reproduction in part or whole without written permission of CWS Coil Winding Specialist is prohibited.



- 6 MARK PART NUMBER AND REVISION
- 5 BUILT TO ROHS COMPLIANCE AND LEAD FREE.

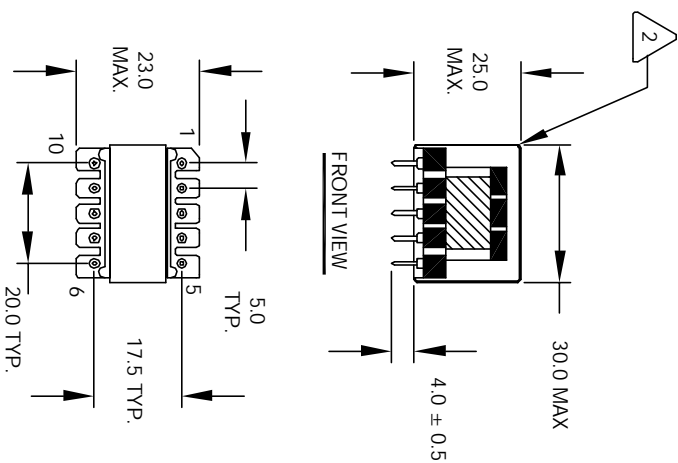
- 4 CONSTRUCTION:
 N4 (4-5): START AT 4 & FINISH AT 5
 N3 (2-3): START AT 2 & FINISH AT 3
 N2 (7-9): START AT 7 & FINISH AT 9
 N1 (1-2): START AT 1 & FINISH AT 2. DOT ON PIN 1
 LEAKAGE L (1,3) = 1.2 uH MAX, 10 KHZ, 1V
 HI-POT PRIMARY & SECONDARY TO CORE = 1.5 KVAC, 1 mA, 1 MIN
 HI-POT PRIMARY TO SECONDARY = 1.8 KVAC, 1 mA, 1 MIN
 DCR (1-3) = 200 MILLI-OHMS MAX.
 L (1-3) = 164.0 uH ± 25%, 10 KHZ, 1V.
 SPECIFICATIONS @ 25 °C :
- 3 VARNISH: UL NO. E51047
 TAPE: UL NO. E178516
 WIRE: UL RECOGNIZED 130°C, MW75C
 CORE: FERRITE , CWS BYTEMARK

- 2 CORE: FERRITE , CWS BYTEMARK
- 1 BOBBIN RATING CLASS B (130°C), UL NO. E59481
 MATERIAL: UL RECOGNIZED 94V-0 FOR FLAMMABILITY

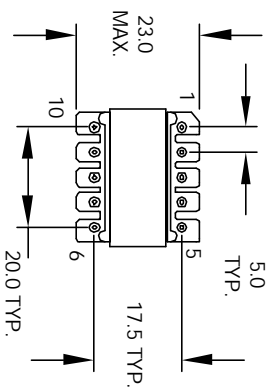
NOTES: UNLESS OTHERWISE SPECIFIED, READ FROM BOTTOM UP.

EP FORM0005 REV 3 10/01

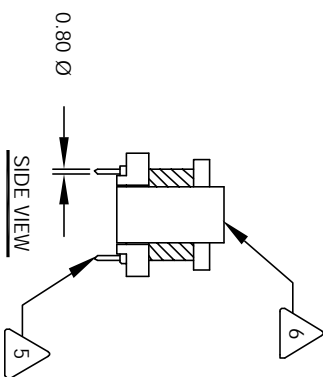
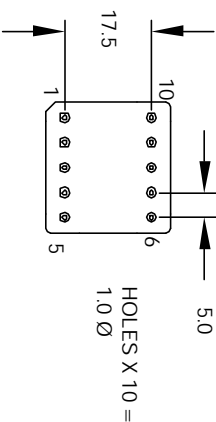
REVISION HISTORY		SIGN & DATE		
REV	ECN	DESCRIPTION	BY	DATE
A		PRODUCTION RELEASE	TKD	10/01/05



BOTTOM VIEW



MOUNTING HOLES PATTERN



QTY	CODE	IDENT	MFG. P/N	DESCRIPTION	ITEM NO.
	AUTOCAD	X			
	SOLIDWORKS				
	SIGN	DATE			
	DRAWN	TDK	10/01/05		
	DESIGN	JLJU	10/01/05		
	ENGR.	KSUM	10/01/05		
	APPR.	JLJU	10/01/05		
	SCALE	B	SIZE DMC. IN	TS246-Y02MS	REV A
		1=1			

PARTS LIST

COLLWS.COM, INC
 353 WEST GROVE AVE
 Bldg 7, ORANGE, CA, 92665

Power Integration SMPS Transformer

CAD-FILE: