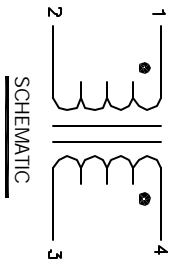


The information contained in this drawing is the sole property of CWS Coil Winding Specialist. Any reproduction in part or whole without written permission of CWS Coil Winding Specialist is prohibited.

REVISION HISTORY

REV	ECN	DESCRIPTION	DATE	BY	CHK	DATE
A		PRODUCTION RELEASE	9/03/04	JLU		9/03/04



6 WHERE SHOWN, USING A PERMANENT MARKING METHOD
 MARK PART NUMBER AND REVISION APPROX

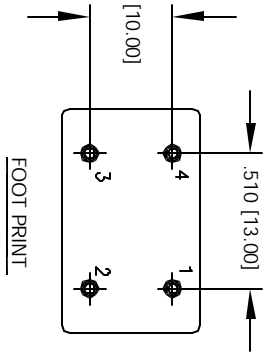
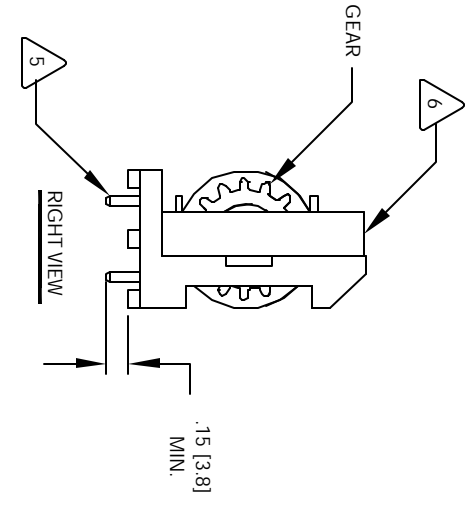
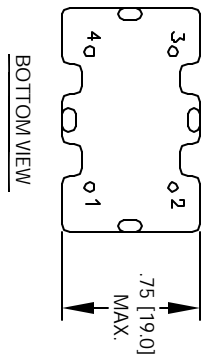
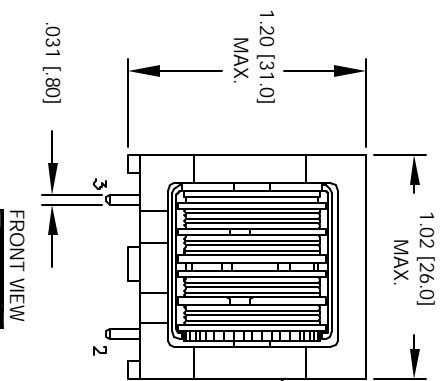
5 REMOVE INSULATION AND SOLDER TO BOBBIN LEADS

4 WIND BOTH COILS EVENLY SPACED ON BOBBIN
 CONSTRUCTION:

INSURE INTERGRITY OF WINDING SEPARATION
 HI-POT TEST FOR INTERWINDING ISOLATION, 1250VDC TO
 WIRE SIZE DIAMETER = 0.55 MILLIMETER
 NUMBER OF TURNS = 42
 DCR = 0.15 MILLIOHMS MAX
 CURRENT RATING = 1.8A AC
 L = 3.60 mH MIN @ 10 KHz, 0.250 Vrms;
 3 SPECIFICATIONS @ 25 °C

2 WIRE: UL RECOGNIZED 130° RATED MAGNET WIRE
 CWS BYTEMARK OR OTHER APPROVED PART
 CORE: SINGLE PIECE FERRITE H CORE

1 BOBBIN RATING CLASS B (130°) REQUIRED
 MATERIAL: UL RECOGNIZED 94V-0 FOR FLAMMABILITY
 NOTES: UNLESS OTHERWISE SPECIFIED.



QTY	UM	CODE IDENT	MFG. P/N	DESCRIPTION	ITEM NO.
				PARTS LIST	
				COILS.COM, INC	
				1510 E. Edinger Ave	
				Unit B, Santa Ana, CA, 92705	
				Common Mode Line Filter	
				Vertical Mount	
				SIZE DIM. IN.	REV
				B	A
				24V_3K6	
				SCALE	
				1=1	
				SHEET 1 OF 1	