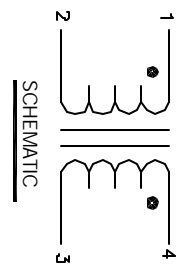


The information contained in this drawing is the sole property of CWS Coil Winding Specialist. Any reproduction in part or whole without written permission of CWS Coil Winding Specialist is prohibited.

REVISION HISTORY

REV	ECN	DESCRIPTION	DATE	BY	CHK	DATE
A		PRODUCTION RELEASE	9/03/04	JLU		9/03/04



6 WHERE SHOWN, USING A PERMANENT MARKING METHOD  
 MARK PART NUMBER AND REVISION APPROX

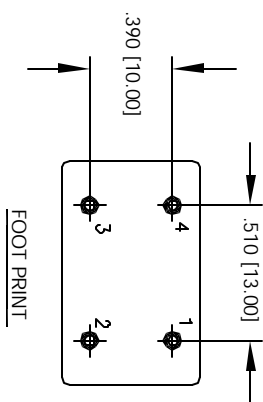
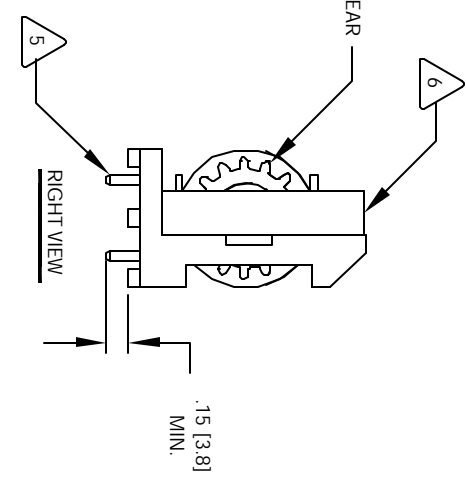
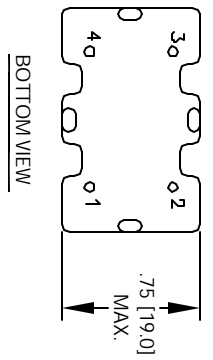
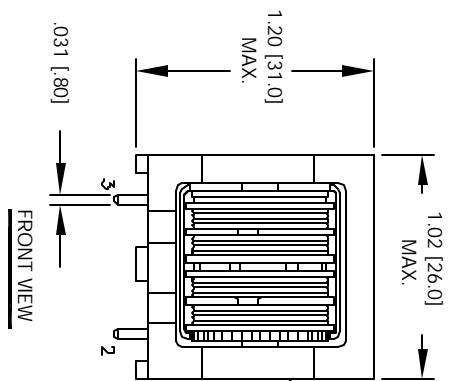
5 REMOVE INSULATION AND SOLDER TO BOBBIN LEADS

4 WIND BOTH COILS EVENLY SPACED ON BOBBIN  
 CONSTRUCTION:

INSURE INTERGRITY OF WINDING SEPARATION  
 HI-POT TEST FOR INTERWINDING ISOLATION, 1250VDC TO  
 WIRE SIZE DIAMETER = 0.50 MILLIMETER  
 NUMBER OF TURNS = 50  
 DCR = 0.22 MILLIOHMS MAX  
 CURRENT RATING = 1.55A AC  
 L = 5.20 mH MIN @ 10 KHZ, 0.250 Vrms;  
 SPECIFICATIONS @ 25 °C

2 WIRE: UL RECOGNIZED 130° RATED MAGNET WIRE  
 CWS BYTEMARK OR OTHER APPROVED PART  
 CORE: SINGLE PIECE FERRITE H CORE

1 BOBBIN RATING CLASS B (130°) REQUIRED  
 MATERIAL: UL RECOGNIZED 94V-0 FOR FLAMMABILITY  
 NOTES: UNLESS OTHERWISE SPECIFIED.



QTY	UM	CODE IDENT	MFG. P/N	DESCRIPTION	ITEM NO.
				<b>PARTS LIST</b>	
				<b>COILS.COM, INC</b>	
				1510 E. Edinger Ave	
				Unit B, Santa Ana, CA, 92705	
				<b>Common Mode Line Filter</b>	
				<b>Vertical Mount</b>	
				SIZE DIM. IN.	REV
				<b>B</b>	<b>A</b>
				24V_5K2	
				SCALE 1=1	SHEET 1 OF 1