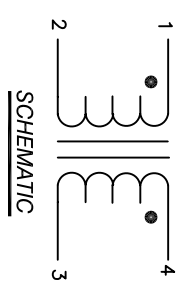
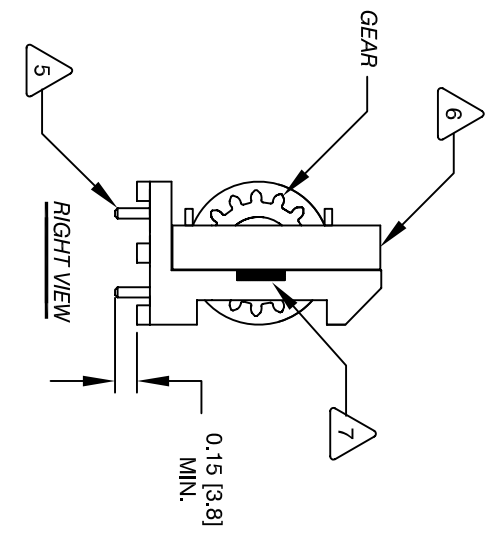
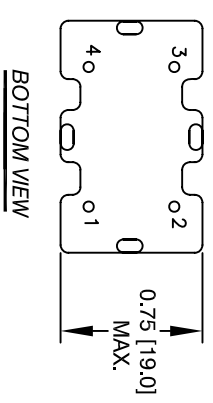
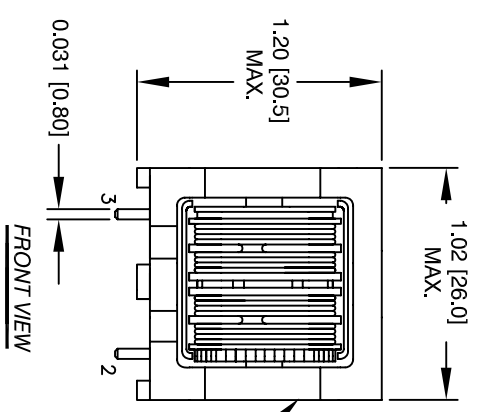


The information contained in this drawing is the sole property of Coil Winding Specialist, Inc. Any reproduction in part or whole without written permission of Coil Winding Specialist is prohibited.



- 7 AND BASE:
EPOXY APPLIED ON BOTH SIDES TO HOLD BOBBIN, CORE.
- 6 WHERE SHOWN, USING A PERMANENT MARKING METHOD
MARK PART NUMBER AND REVISION APPROX
- 5 REMOVE INSULATION AND SOLDER TO BOBBIN LEADS
- 4 WIND BOTH COILS EVENLY SPACED ON BOBBIN
CONSTRUCTION:
WEIGHT = 20 GRAMS
INSURE INTEGRITY OF WINDING SEPARATION
HIPOT TEST FOR INTERWINDING ISOLATION, 1250VDC TO
SRF = 1.07 MHz TYP
IMPEDANCE = 12.96 KILLO OHMS TYP @1.07 MHz
INTERWINDING CAPACITANCE = 5.25 pF TYP@ 10 KHZ
LEAKAGE INDUCTANCE = 54 uH TYP @ 10 KHZ, 1V rms
DCR=110 MILLI-OHMS MAX
CURRENT RATING = 2.2A AC
L = 3.20mH MIN @ 10 KHZ, 0.250 Vrms;
3 SPECIFICATIONS@ 25 °C

- 2 WIRE: UL RECOGNIZED 130° RATED MAGNET WIRE
CWS BYTEMARK OR OTHER APPROVED PART
CORE: SINGLE PIECE FERRITE H CORE
 - 1 BOBBIN RATING CLASS B (130°) REQUIRED
MATERIAL: UL RECOGNIZED 94V-0 FOR FLAMMABILITY
- NOTES: UNLESS OTHERWISE SPECIFIED.



REV		ECN	DESCRIPTION	SIGN & DATE	
BY	DATE	CHK	DATE	BY	DATE
A			PRODUCTION RELEASE	RPR	08/03/04
B	130506		ELECT. CHANGE AND ADD EPOXY	AK	5/3/13
				BO	08/03/04
					5/3/13

QTY	UM	CODE IDENT	MFG. P/N	DESCRIPTION	ITEM NO.
PARTS LIST					
AUTOCAD SOLIDWORKS X					
DRWN	RPR	DATE	sales@coilws.com www.coilws.com		
ENGR	KSUM	DATE	Coil Winding Specialist, Inc. 353 W. GROVE AVE. ORANGE, CA. 92865		
APPR	JLJU	DATE	TITLE: Common Mode Line Filter Vertical Mount		
SIZE		DMG. NO.	REV		
SCALE		B	24V-3K2		B
DO NOT SCALE DRAWING		ANGLE PROJECTION		SHEET 1 OF 1	