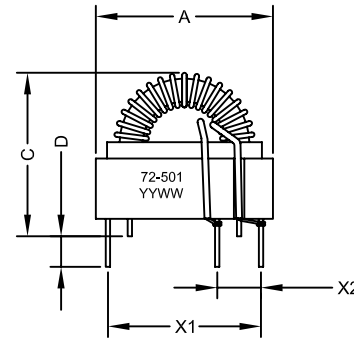


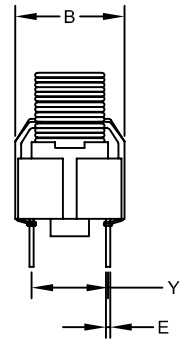
The information contained in this drawing is the sole property of CWS Coil Winding Specialist. Any reproduction in part or whole without written permission of CWS Coil Winding Specialist is prohibited.

DIMENSIONAL TOLERANCE							
A MAX	B MAX	C MAX	D (LEAD) MIN	E TYP	X1 REF	X2 REF	Y REF
.81" [20.6]	0.59" [15.0]	0.75" [19.1]	.12" [3.0]	0.02" [0.50]	.700" [17.78]	0.200" [5.08]	.350" [8.89]

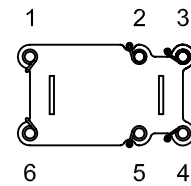
REVISION HISTORY						
REV	ECN	DESCRIPTION	SIGN & DATE			
			BY	DATE	CHK	DATE
A		INITIAL RELEASE	KLC	10/1/10	AK	10/1/10



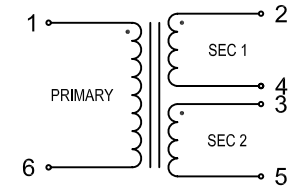
FRONT VIEW



SIDE VIEW



BOTTOM VIEW



SCHEMATIC

6 MARK PART NUMBER AND REVISION WHERE SHOWN

5 REMOVE INSULATION, SOLDERED TO LEADS

4 CONSTRUCTION: WIND EVENLY

FREQ. RANGE = 50 KHz TO 500 KHz
 OPERATING TEMP. = - 25 °C TO 125 °C
 HI-POT (PRI-SEC) = 3000 Vrms
 DCR SEC 2 = 5.0 mΩ MAX
 DCR SEC 1 = 5.0 mΩ MAX
 DCR PRIMARY = 4.5 Ω MAX
 PRIMARY INDUCTANCE @ 50 KHz, 0.1V = 80 mH MIN
 TURN RATIO (PRI:SEC1:SEC2) = 200:1:1
 3 SPECIFICATIONS @ 25 °C :

2 WIRE: UL RECOGNIZED 130 °C RATED MAGNET WIRE
 CWS BYTEMARK OR OTHER APPROVED PART
 CORE: FERRITE TOROID

BASE RATING CLASS B (130 °C) REQUIRED
 MATERIAL: UL RECOGNIZED 94V-0 FOR FLAMMABILITY

NOTES: UNLESS OTHERWISE SPECIFIED READ FROM BOTTOM UP

CODE IDENT	MFG. P/N	DESCRIPTION	ITEM NO.
PARTS LIST			
AUTOCAD SOLIDWORKS	X	WWW.COILWS.COM, INC sales@coilws.com	CWS Coil Winding Specialist. 353 W Grove Ave Orange, CA 92865 (CAGE: 5DME2)
DRAWN	KLC	10/1/10	TITLE: CURRENT SENSE TRANSFORMER 50-500KHz, 200:1:1 RATIO
CHECKED	AK	10/1/10	
ENGR.	KLC	10/1/10	
APPR.	KLC	10/1/10	
SIZE	B	DWG. NO. 72-503	REV A
SCALE		2=1	SHEET 1 OF 1

UNLESS OTHERWISE SPECIFIED
DIMENSIONING AND TOLERANCE PER ANSI Y14.5M
ALL DIMENSIONS ARE IN INCHES AND [MILLIMETERS].
TOLERANCE INCHES: .XXX=±.005 .XX=±.015 .X=±0'30"
TOLERANCE METRICS: .XXX=±.127 .XX=±.38 .X=±0'30"
ANGLE PROJECTION
DO NOT SCALE DRAWING