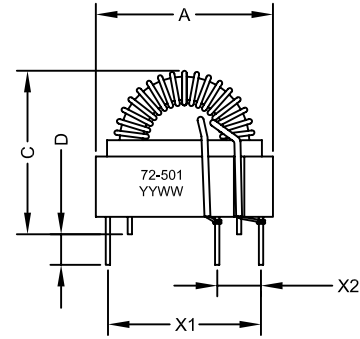


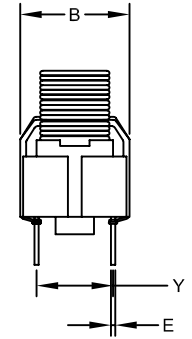
The information contained in this drawing is the sole property of CWS Coil Winding Specialist. Any reproduction in part or whole without written permission of CWS Coil Winding Specialist is prohibited.

DIMENSIONAL TOLERANCE							
A MAX	B MAX	C MAX	D (LEAD) MIN	E TYP	X1 REF	X2 REF	Y REF
.81" [20.6]	0.59" [15.0]	0.75" [19.1]	.12" [3.0]	0.02" [0.50]	.700" [17.78]	0.200" [5.08]	.350" [8.89]

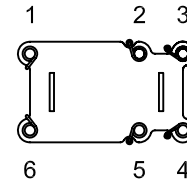
REVISION HISTORY						
REV	ECN	DESCRIPTION	SIGN & DATE			
			BY	DATE	CHK	DATE
A		INITIAL RELEASE	KLC	10/1/10	AK	10/1/10



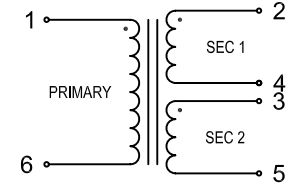
**FRONT VIEW**



**SIDE VIEW**



**BOTTOM VIEW**



**SCHEMATIC**

6 MARK PART NUMBER AND REVISION WHERE SHOWN

5 REMOVE INSULATION, SOLDERED TO LEADS

4 CONSTRUCTION: WIND EVENLY

FREQ. RANGE = 50 KHz TO 500 KHz  
OPERATING TEMP. = - 25 °C TO 125 °C

HI-POT (PRI-SEC) = 3000 Vrms

DCR SEC 2 = 5.0 mΩ MAX

DCR SEC 1 = 5.0 mΩ MAX

DCR PRIMARY = 11 Ω MAX

PRIMARY INDUCTANCE @ 50 KHz, 0.1V =180 mH MIN

TURN RATIO (PRI:SEC1:SEC2) = 300:1:1

3 SPECIFICATIONS @ 25 °C :

WIRE: UL RECOGNIZED 130 °C RATED MAGNET WIRE

CWS BYTEMARK OR OTHER APPROVED PART

CORE: FERRITE TOROID

2

BASE RATING CLASS B (130 °C ) REQUIRED  
MATERIAL: UL RECOGNIZED 94V-0 FOR FLAMMABILITY

NOTES: UNLESS OTHERWISE SPECIFIED READ FROM BOTTOM UP

CODE IDENT	MFG. P/N	DESCRIPTION	ITEM NO.
<b>PARTS LIST</b>			
AUTOCAD SOLIDWORKS	X	WWW.COILWS.COM, INC sales@coilws.com	CWS Coil Winding Specialist. 353 W Grove Ave Orange, CA 92865 (CAGE: 5DME2)
DRAWN	KLC	10/1/10	TITLE: CURRENT SENSE TRANSFORMER 50-500KHz, 300:1:1 RATIO
CHECKED	AK	10/1/10	
ENGR.	KLC	10/1/10	
APPR.	KLC	10/1/10	
SIZE	B		REV A
SCALE		2=1	SHEET 1 OF 1

UNLESS OTHERWISE SPECIFIED
DIMENSIONING AND TOLERANCE PER ANSI Y14.5M
ALL DIMENSIONS ARE IN INCHES AND [MILLIMETERS].
TOLERANCE INCHES: .XXX±.005 .XX±.015 <math>\angle</math>±0°30'
TOLERANCE METRICS: .XXX±.127 .XX±.38 <math>\angle</math>±0°30'
ANGLE PROJECTION
DO NOT SCALE DRAWING