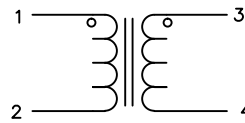


The information contained in this drawing is the sole property of CWS Coil Winding Specialist. Any reproduction in part or whole without written permission of CWS Coil Winding Specialist is prohibited.

REVISION HISTORY

REV	ECN	DESCRIPTION	SIGN & DATE			
			BY	DATE	CHK	DATE
C		PRODUCTION RELEASE	TDK	1/20/05	JLAU	1/20/05
D		UPDATED	RCL	7/6/11	JLAU	7/6/11



SCHEMATIC

6 WHERE SHOWN, USING A PERMANENT MARKING METHOD MARK PART NUMBER AND REVISION IN APPROX WRAP INDUCTOR WITH TAPE, (PER NOTE 2)

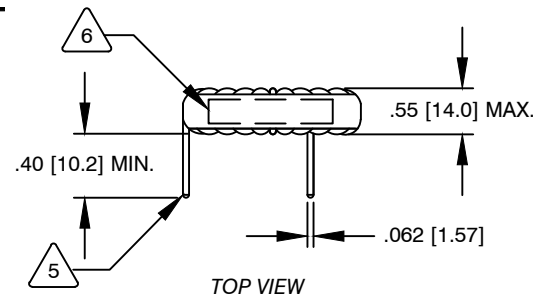
5 TO THE CORE MUST REST FLAT ON PCB). LEADS MUST BE TANGENT FLUSH WITH THE COIL EDGE, AS SHOWN (I.E. COIL REMOVE INSULATION AND TIN LEADS APPROX. 0.40 INCH

4 CORE AND EVENLY SPACED WIND SINGLE LAYER ON EACH SIDE OF CONSTRUCTION:

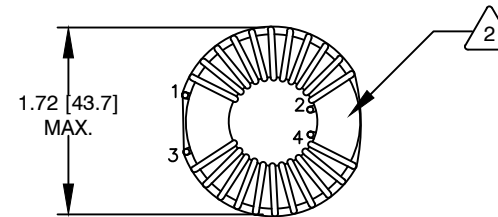
TO INSURE INTERGRITY OF WINDING SEPARATION HI-POT TEST FOR INTERWINDING ISOLATION= 250VDC POWER LOSS = 2.0 W MAX @ 10 A / COIL DCR= 10 mOHMS MAX./COIL, MEASURED USING QUADTECH 2200 L= 1.0 mH MIN/COIL, 1.27 mH NOM/COIL (1KHZ, 1Vrms) 3 SPECIFICATIONS @ 25°C:

2 APPROVED PART OUTER WRAP: 3M #11 OR #69 OR OTHER CWS WIRE: UL RECOGNIZED 155°C RATTING MAGNET WIRE CWS BYTEMARK OR OTHER APPROVED PART CORE: COATED FERRITE TOROID, HIGH PERM MNZN

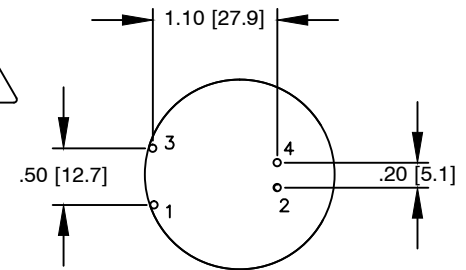
1 MATERIAL: UL RECOGNIZED 94V-0 FOR FLAMMABILITY, CLASS B, 130 °C NOTES: UNLESS OTHERWISE SPECIFIED.READ FROM BOTTOM UP. CAGE CODE = 5DME2



TOP VIEW



BOTTOM VIEW



MOUNTING HOLES PATTERN

QTY	CODE IDENT	MFG. P/N	DESCRIPTION	ITEM NO.	
PARTS LIST					
AUTOCAD	X		COILWS COM, INC www.coilws.com CWS Coil Winding Specialist. 1510 E. Edinger Ave. Unit B. Santa Ana, CA. 92705		
SOLIDWORKS					
DRAWN	SIGN	DATE	TITLE: Inductor Common Mode 1.27mH 10A		
CHECKED	TDK	1/20/05			
ENGR.	JLAU	1/20/05			
APPR.	KSUM	1/20/05			
APPR.	JLAU	1/20/05	SIZE	DWG. NO.	REV
			B	C-36A29-04	D
			SCALE	SHEET 1 OF 1	
			1=1		

UNLESS OTHERWISE SPECIFIED
 DIMENSIONING AND TOLERANCE PER ANSI Y14.5M
 ALL DIMENSIONS ARE IN INCHES AND [MILLIMETERS].
 TOLERANCE INCHES:
 .XXX=±.010 .XX=±.020 $\angle = \pm 0^{\circ}30'$
 TOLERANCE METRICS:
 .XXX=±.254 .XX=±.51 $\angle = \pm 0^{\circ}30'$
 ANGLE PROJECTION
 DO NOT SCALE DRAWING