
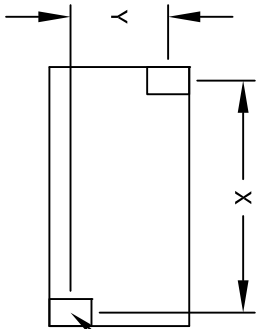
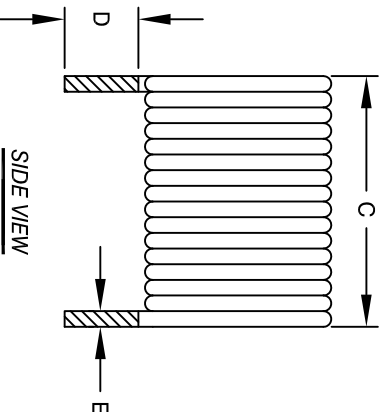
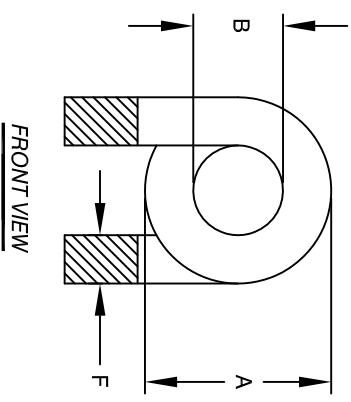


The information contained in this drawing is the sole property of CWS Coil Winding Specialist. Any reproduction in part or whole without written permission of CWS Coil Winding Specialist is prohibited.

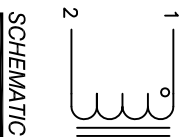


DIMENSIONAL TOLERANCES INCHES (MM)									
A	B	C	D	E	F	X	Y		
MAX	MIN	MAX	MIN	REF	REF	REF	REF		
1.417 [36.500]	0.787 [20.000]	1.32 [33.500]	0.50 [12.700]	0.053 [1.350]	0.295 [7.500]	1.364 [34.650]	1.122 [28.500]		

REV		ECN	DESCRIPTION	BY	DATE	CHK	DATE
A			PRODUCTION RELEASE	JL	4/24/17	JLU	4/24/17
B			SPEC. CORRECTION	TN	9/12/17	JLU	9/12/17



0.061 x 0.340  
[1.5525 x 8.625]



- BUILT TO ROHS COMPLIANCE.
- IF APPLICABLE, LABEL PART NUMBER AND REVISION
- POSITION LEADS AS REQUIRED  
REMOVE WIRE INSULATION AND TIN  
WIND COILS EVENLY SPACED  
CONSTRUCTION:
- DCR = 4.0 MILLI-OHMS MAX  
SRF > 10MHZ  
MAX TEMP. RISE @ IDC 80 AMP, LESS THAN 25°C WITH NO AIRFLOW  
INDUCTANCE = 6uH TYP.  
TEST FREQUENCY: 1.0 KHZ ; TEST VOLTAGE: 250mV  
RATED MAX. CURRENT = 80 AMPS RMS  
OPERATING TEMPERATURE RANGE : -40° TO 180°C  
SPECIFICATIONS @ 25°C
- WIRE: UL RATED CLASS 200°C  
CORE: AIR
- RATING: UL-CLASS H (180°C) REQUIRED  
MATERIAL: UL RECOGNIZED FLAMMABILITY

NOTES: UNLESS OTHERWISE SPECIFIED. READ NOTES FROM BOTTOM TO UP.

CODE IDENT	MFG. P/N	DESCRIPTION	ITEM NO.
<b>PARTS LIST</b>			
AUTOCAD SOLIDWORKS SIGN	X	CWS Coil Winding Specialist. 353 West Grove Ave. Orange, CA 92865	
DATE	DATE	TITLE:	
4/24/17	4/24/17	HELICAL COIL, 6 UH AIR COIL, 80 AMPS	
CHKD JL	4/24/17	SIZE Dwg. No.	REV B
ENGR. AM	4/24/17	SCALE	
APPR. JL	4/24/17	N/A	
DO NOT SCALE DRAWING			