

The information contained in this drawing is the sole property of CWS Coil Winding Specialist. Any reproduction in part or whole without written permission of CWS Coil Winding Specialist is prohibited.

REVISION HISTORY						
REV	ECN	DESCRIPTION	SIGN & DATE			
			BY	DATE	CHK	DATE
A		INITIAL DRAWING RELEASE	TN	11/07/2020	JL	11/07/2020



6 BUILD TO ROHS COMPLIANCE AND LEAD FREE.

TO THE CORE
MUST REST FLAT ON PCB). LEADS MUST BE TANGENT
FLUSH WITH THE COIL EDGE, AS SHOWN (I.E. COIL
REMOVE INSULATION PER SPECIFIED DIM



WIND WIRE ON CORE EVENLY SPACED

4 CONSTRUCTION:

HI-POT TEST FOR CORE TO WINDING ISOLATION, 500VDC
DCR = 21 MILLI-OHMS TYPICAL
L = 2.40uH±5% @ 1KHz, 250mV, 0ADC BIAS

3 SPECIFICATIONS @ 25 °C :

OUTER WRAP: NONE
WIRE: UL RECOGNIZED RATING MAGNET WIRE



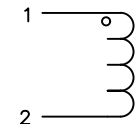
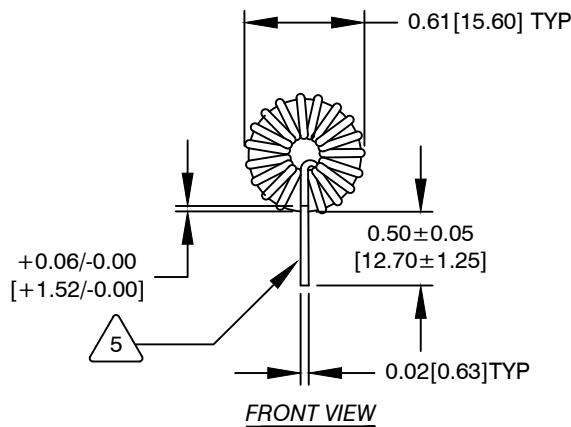
CORE: COATED POWDER CORE

CLASS B (130°C) REQUIRED

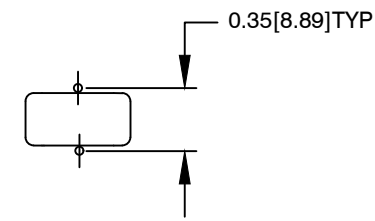
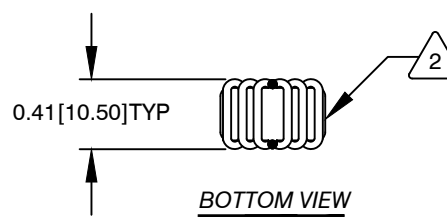
1 MATERIAL: UL RECOGNIZED 94V-0 FOR FLAMMABILITY

ANY TOLERANCE. THIS DIM. CAN VARY A LITTLE FROM PART TO PART.
"TYP" IN DIM. TOL. TABLE REFERS TO A NON-CRITICAL TYPICAL (AVERAGE) DIM. WITHOUT

NOTES: UNLESS OTHERWISE STATED, READ NOTES FROM BOTTOM UP.
CAGE CODE: 5DME2



SCHEMATIC



MOUNTING HOLES PATTERN

QTY	CODE IDENT	MFG. P/N	DESCRIPTION	ITEM NO.
PARTS LIST				
AUTOCAD		X		
SOLIDWORKS				
SIGN		DATE	COILWS COM, INC www.coilws.com	CWS Coil Winding Specialist. 353 W. Grove Ave. Orange, CA. 92865
DRAWN	TN	11/07/2020	Differential Mode Choke TITLE: CWS-1TC-12813 DWG. NO.	
CHECKED	JL	11/07/2020		
ENGR.	JL	11/07/2020		
APPR.	JL	11/07/2020		
UNLESS OTHERWISE SPECIFIED		SIZE	B	REV
DIMENSIONING AND TOLERANCE PER ANSI Y14.5M		SCALE	1=2	A
ALL DIMENSIONS ARE IN INCHES AND [MILIMETERS].		SHEET 1 OF 1		
TOLERANCE INCHES: .XXX=±.010 .XX=±.020 $\sphericalangle=±0°30'$		CAD-FILE:		
TOLERANCE METRICS: .XXX=±.254 .XX=±.51 $\sphericalangle=±0°30'$				
ANGLE PROJECTION				
DO NOT SCALE DRAWING				

UNLESS OTHERWISE SPECIFIED	
DIMENSIONING AND TOLERANCE PER ANSI Y14.5M	
ALL DIMENSIONS ARE IN INCHES AND [MILIMETERS].	
TOLERANCE INCHES: .XXX=±.010 .XX=±.020 $\sphericalangle=±0°30'$	
TOLERANCE METRICS: .XXX=±.254 .XX=±.51 $\sphericalangle=±0°30'$	
ANGLE PROJECTION	
DO NOT SCALE DRAWING	