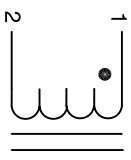


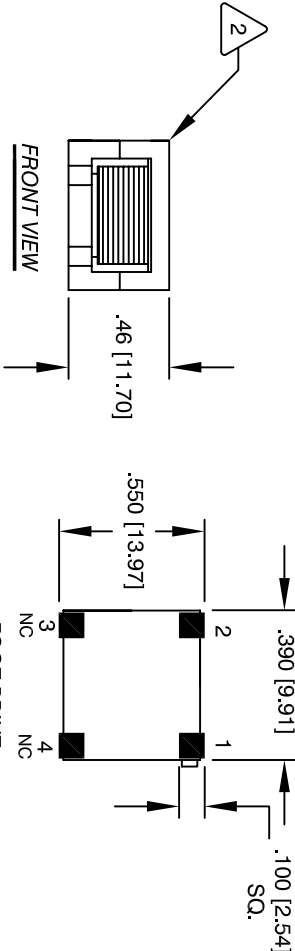
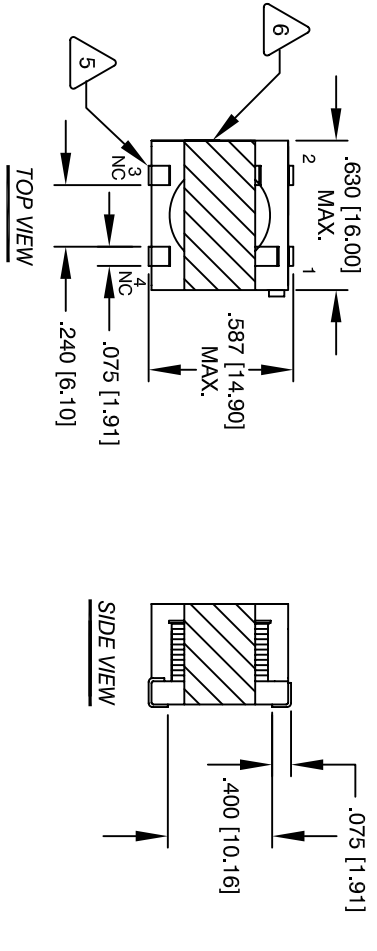
The information contained in this drawing is the sole property of Coil Winding Specialist, Inc. Any reproduction in part or whole without written permission of Coil Winding Specialist, Inc. is prohibited.

REVISION HISTORY

REV	ECN	DESCRIPTION	BY	DATE	CHK	DATE
A		PRE-PRODUCTION RELEASE	TKK	5/07/03	JLJU	5/08/03
B		MECHANICAL SPECS UPDATE	AK	5/16/12	JLJU	5/16/12



SCHEMATIC



6 WHERE SHOWN, USING A PERMANENT MARKING METHOD MARK PART NUMBER AND REVISION IN APPROX OVER CORES. (PER NOTE 2)
 APPLY EPOXY ON MATING SURFACES AND WRAP TAPE

5 MUST REST FLAT ON PCB.
 FLUSH WITH THE COIL EDGE, AS SHOWN (I.E. COIL REMOVE INSULATION AND TIN SELF SMT LEADS

4 EVENLY SPACED
 WIND USING FLAT HELICAL COIL ONTO BOBBIN CONSTRUCTION:

3 TO INSURE INTERGRITY OF WINDING INSULATION HI-POT TEST FOR WINDING TO CORE ISOLATION, 1000VDC DCR= MEASURED AT 15 MILLI-OHMS, USING QUADTECH 2200 L= MEASURED AT 18 uH±20%, NO BIAS. 10uH @ 5A. SPECIFICATIONS:

2 EPOXY: UNIBOND OR CWS APPROVED PART OUTER WRAP: 3M OR CWS APPROVED PART WIRE: UL RECOGNIZED 200° RATED MAGNET WIRE CWS BYTEMARK OR OTHER APPROVED PART CORE: SENDUST CORE, 90 PERMEABILITY

1 BOBBIN RATING CLASS B (130°C) REQUIRED MATERIAL: UL RECOGNIZED 94V-0 FOR FLAMMABILITY
 NOTES: UNLESS OTHERWISE SPECIFIED.

QTY	CODE IDENT	MFG. P/N	DESCRIPTION	ITEM NO.
			PARTS LIST	
	AUTOCAD			
	SOLIDWORKS			
	SIGN	DATE		
	TKK	5/7/03		
	JLJU	5/08/03		
	KSUM	5/08/03		
	APPR.	JLJU	5/08/03	
	SCALE	SIZE	DWG. NO.	REV
	2=1	B	CWS-5A10N	B

UNLESS OTHERWISE SPECIFIED
 DIMENSIONING AND TOLERANCES PER ANSI Y14.5M
 ALL DIMENSIONS ARE IN INCHES AND [MILLIMETERS].
 TOLERANCE INCHES: ϕ = ±0.030
 .XXX = ±0.010 XX = ±0.015
 TOLERANCE METRICS: ϕ = ±0.30
 .XXX = ±.254 XX = ±.38

ANGLE PROJECTION

DO NOT SCALE DRAWING