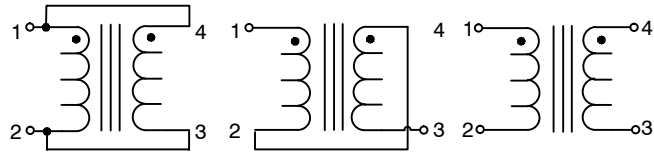


The information contained in this drawing is the sole property of CWS Coil Winding Specialist.  
Any reproduction in part or whole without written permission of CWS Coil Winding Specialist is prohibited.



PARALLEL                      SERIES                      TRANSFORMER

7 BUILD TO RoHS COMPLIANCE AND PB FREE

AND REVISION WHERE SHOWN  
IF APPLICABLE MARK PART NUMBER



REMOVE INSULATION AND TIN LEADS  
WIND ON TO CORE AND EVENLY SPACED

4 CONSTRUCTION:

TO INSURE INTERGRITY OF WINDING SEPARATION  
HI-POT TEST FOR WINDING TO WINDING = 300 VDC MIN.  
SERIES DCR= 0.24 OHMS MAX.  
SERIES FULL LOAD CURRENT = 2.95 AMPS. DC.  
SERIES FULL LOAD INDUCTANCE = 1.69 uH MIN.  
SERIES OPEN CIRCUIT INDUCTANCE = 2.18uH @ ± 20 %  
PARALLEL DCR= 0.006 OHMS MAX.  
PARALLEL FULL LOAD CURRENT = 5.90 AMPS. DC.  
PARALLEL FULL LOAD INDUCTANCE = 0.42 uH MIN.  
PARALLEL OPEN CIRCUIT INDUCTANCE = 0.54 uH @ ± 20 %

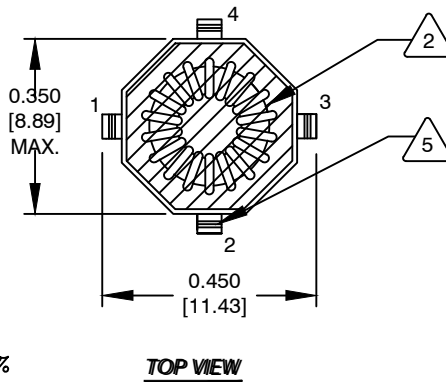
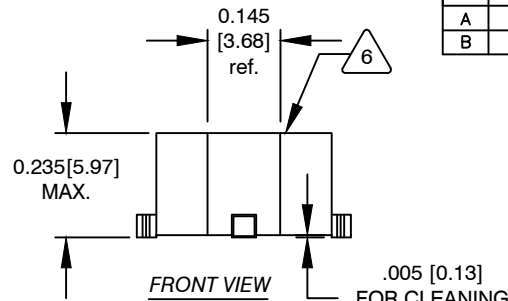
3 SPECIFICATIONS:

WIRE: UL RECOGNIZED 130°C RATING MAGNET WIRE  
CWS BYTEMARK OR OTHER APPROVED PART  
CORE: TOROID

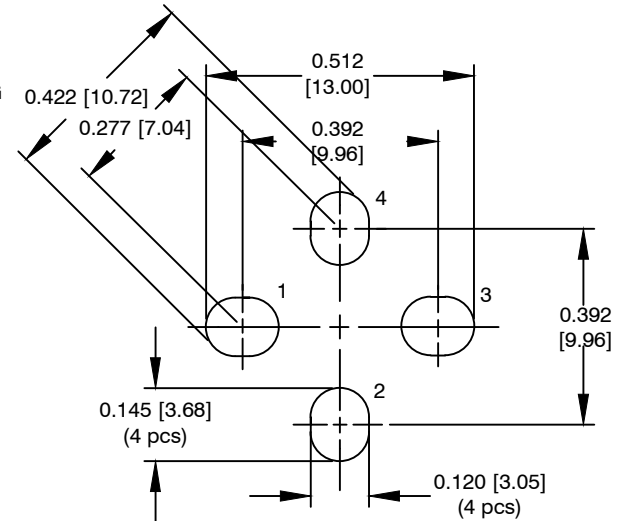


BOBBIN RATING CLASS B (130°C) REQUIRED  
1 MATERIAL: UL RECOGNIZED 94V-0 FOR FLAMMABILITY

NOTES: UNLESS OTHERWISE SPECIFIED. READ FROM BOTTOM UP.



REVISION HISTORY						
REV	ECN	DESCRIPTION	SIGN & DATE			
			BY	DATE	CHK	DATE
A		PRODUCTION RELEASE	RPR	4/26/05	JLAU	4/26/05
B		FOOTPRINT AND NOTE UPDATE	RJL	4/30/11	JLAU	4/30/11



MOUNTING HOLES PATTERN

QTY	CODE IDENT	MFG. P/N	DESCRIPTION	ITEM NO.
<b>PARTS LIST</b>				
AUTOCAD		X		
SOLIDWORKS				
SIGN	RPR	DATE	4/26/05	
CHECKED	JLAU	DATE	4/26/05	
ENGR.	KSUM	DATE	4/26/05	
APPR.	JLAU	DATE	04/28/11	
			sales@coilws.com www.coilws.com	Coil Winding Specialist, Inc. 353 W. Grove Avenue Orange, CA 92865
TITLE: Parallel Series Inductor				
SIZE	DWG. NO.	CX0.47-2-IP		REV B
SCALE	NOT_TO_SCALE			SHEET 1 OF 1

UNLESS OTHERWISE SPECIFIED  
DIMENSIONING AND TOLERANCE PER ANSI Y14.5M  
ALL DIMENSIONS ARE IN INCHES AND [MILLIMETERS].  
TOLERANCE INCHES:  
.XXX=±.010 .XX=±.015 <math>\angle=±0°30'</math>  
TOLERANCE METRICS:  
.XXX=±.254 .XX=±.38 <math>\angle=±0°30'</math>  
ANGLE PROJECTION   
DO NOT SCALE DRAWING