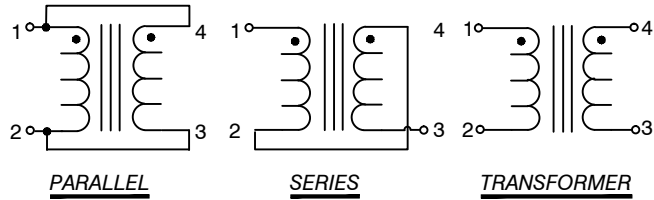


The information contained in this drawing is the sole property of CWS Coil Winding Specialist.
Any reproduction in part or whole without written permission of CWS Coil Winding Specialist is prohibited.



7 BUILD TO RoHS COMPLIANCE AND PB FREE
AND REVISION WHERE SHOWN
IF APPLICABLE MARK PART NUMBER

REMOVE INSULATION AND TIN LEADS

WIND ON TO CORE AND EVENLY SPACED
CONSTRUCTION:

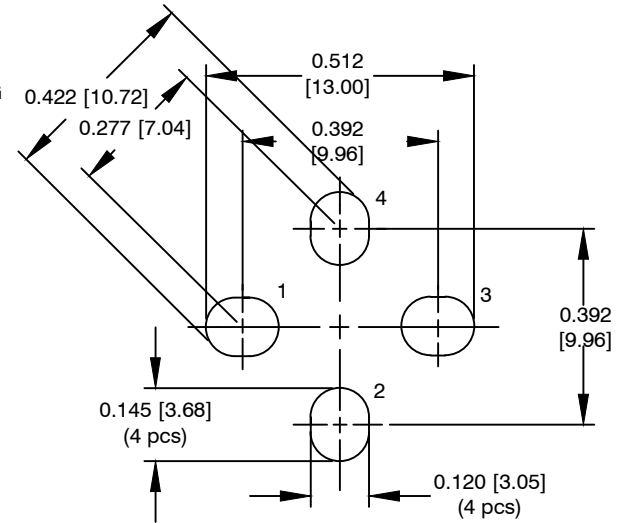
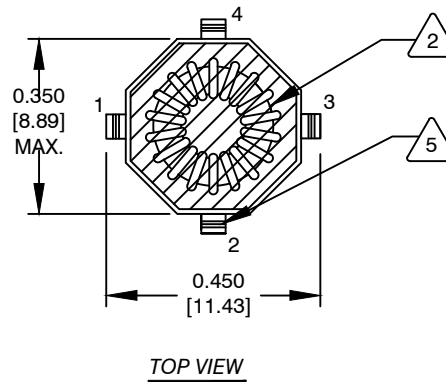
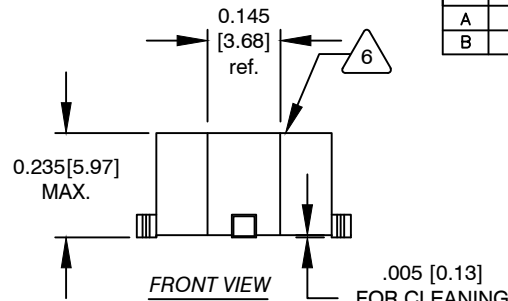
TO INSURE INTEGRITY OF WINDING SEPARATION
HI-POT TEST FOR WINDING TO WINDING = 300 VDC MIN.
SERIES DCR= 0.024 OHMS MAX.
SERIES FULL LOAD CURRENT = 2.75 AMPS. DC.
SERIES FULL LOAD INDUCTANCE = 1.98 μ H MIN.
SERIES OPEN CIRCUIT INDUCTANCE = 3.01 μ H @ \pm 20 %
PARALLEL DCR= 0.006 OHMS MAX.
PARALLEL FULL LOAD CURRENT = 5.50 AMPS. DC.
PARALLEL FULL LOAD INDUCTANCE = 0.50 μ H MIN.
PARALLEL OPEN CIRCUIT INDUCTANCE = 0.75 μ H @ \pm 20 %

SPECIFICATIONS:

WIRE: UL RECOGNIZED 130°C RATING MAGNET WIRE
CWS BYTEMARK OR OTHER APPROVED PART
CORE: TOROID

BOBBIN RATING CLASS B (130°C) REQUIRED
MATERIAL: UL RECOGNIZED 94V-0 FOR FLAMMABILITY

NOTES: UNLESS OTHERWISE SPECIFIED. READ FROM BOTTOM UP.



REVISION HISTORY						
REV	ECN	DESCRIPTION	SIGN & DATE			
			BY	DATE	CHK	DATE
A		PRODUCTION RELEASE	RPR	4/26/05	JLAU	4/26/05
B		FOOTPRINT AND NOTE UPDATE	RJL	4/30/11	JLAU	4/30/11

QTY	CODE IDENT	MFG. P/N	DESCRIPTION	ITEM NO.
PARTS LIST				
AUTOCAD		X		
SOLIDWORKS				
SIGN		DATE	sales@coilws.com	Coil Winding Specialist, Inc. 353 W. Grove Avenue Orange, CA 92865
DRAWN	RPR	4/26/05	www.coilws.com	
CHECKED	JLAU	4/26/05	Parallel Series Inductor	
ENGR.	KSUM	4/26/05		
APPR.	JLAU	04/28/11		
TITLE:		SIZE	DWG. NO.	REV
		B	CX0.68-2-SD	B
SCALE		NOT_TO_SCALE		SHEET 1 OF 1

UNLESS OTHERWISE SPECIFIED
DIMENSIONING AND TOLERANCE PER ANSI Y14.5M
ALL DIMENSIONS ARE IN INCHES AND [MILLIMETERS].
TOLERANCE INCHES:
.XXX=±.010 .XX=±.015 $\angle=±0°30'$
TOLERANCE METRICS:
.XXX=±.254 .XX=±.38 $\angle=±0°30'$
ANGLE PROJECTION
DO NOT SCALE DRAWING