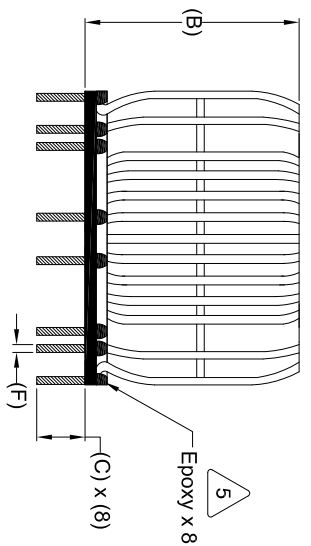




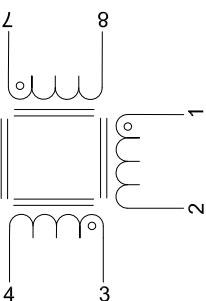
DIMENSIONAL TOLERANCE INCHES [MM]						
A	B	C	E	F	G	
Max	Max	Min	Typ	Typ	Typ	
2.68 [68.00]	1.38 [35.00]	0.50 [12.70]	2.40 [60.96]	0.07 [1.83]	2.20 [56.00]	

REVISION HISTORY

REV	ECN	DESCRIPTION	BY	DATE	CHK	DATE
A	N/A	PRODUCTION RELEASE	AK	5/24/16	JL	5/24/16



SIDE VIEW

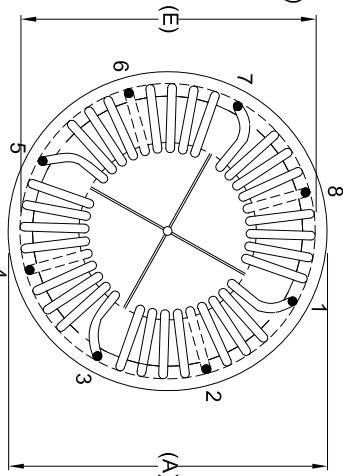


SCHEMATIC

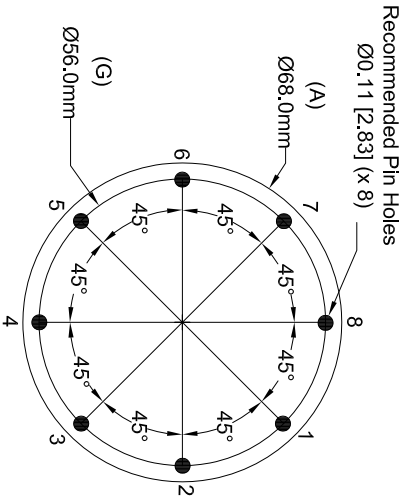
FREQ (KHz)	Z (kΩ)
0.5	0.03
1	0.05
10	0.45
20	0.80
50	1.38
75	1.61
100	1.77
300	2.56
500	3.16
1000	4.37
3000	4.18
5000	2.46
7000	1.70
10000	1.15

- 7 BUILT TO ROHS COMPLIANCE
- 6 LABEL PART NUMBER AT THE BOTTOM OF THE BASE.
- 5 APPLY ADHESIVE BETWEEN COIL AND BASE.

- 4 STRIP AND TIN LEADS (NO INSULATION IS ALLOWED BELOW THE BASE LEVEL.)
 WEIGHT = ~255 GRAMS
 OPERATING TEMP RANGE = -40°C TO 125°C
 MAX TEMP RISE = 40°C WITH FORCED AIRFLOW.
 INTERWINDING ISOLATION = 2000 VOLTS RMS.
 DCR ON EACH WINDING = 5.5 mΩ MAX
 SRF ~ 1.3 MHZ TYP
 RATED VOLTAGE = 1000 VAC OR VDC
 RATED CURRENT = 50 AMPS
 LEAKAGE INDUCTANCE = 3.5 uH TYP @ 10KHz, 0.25 Vrms.
 INTERWINDING CAPACITANCE = 9.2 pF TYP @ SRF
 IMPEDANCE = 5.5 kΩ NOM @ SRF
 L = 5.5 mH MIN @ 10KHz, 0.25 Vrms, 0 ADC
- 3 SPECIFICATIONS AT 25°C:



TOP VIEW



FOOT PRINT FOR PCB LAYOUT

- 2 WIRE: UL RECOGNIZED 200°C RATED MAGNET WIRE
 CWS BYTEMARK OR OTHER APPROVED PART
 CORE: NANOCRYSTALLINE OR AMORPHOUS CORE
- 1 CASE RATING CLASS B (130°C) REQUIRED
 MATERIAL: UL RECOGNIZED FOR FLAMMABILITY

NOTES: UNLESS OTHERWISE SPECIFIED, READ NOTES FROM BOTTOM TO TOP.
 CAGE CODE: 5DMEZ

UNLESS OTHERWISE SPECIFIED		AUTOCAD	
DIMENSIONING AND TOLERANCE PER ANSI Y14.5M1	ALL DIMENSIONS ARE IN INCHES AND (MILLIMETERS)	SIGN	DATE
TOLERANCE INCHES: XXXX±.005	XXX±.005	DRAWN AK	5/19/16
TOLERANCE METRICS: XXX±.127	XX±.38	CHECKED BO	5/19/16
ANGLE PROJECTION	ANGLE PROJECTION	ENGR. JLAU	5/19/16
DO NOT SCALE DRAWING	DO NOT SCALE DRAWING	APPR. JLAU	5/19/16

www.coilws.com		Coil Winding Specialist Inc.	
sales@coilws.com		353 West Grove Ave Orange, California, 92665	
TITLE: Nanocrystalline Inductor Four-Phase Common Mode Choke Horizontal Mount			
SIZE	DWG. NO.	SIZE	REV
B	FPA-552U-B50A	N/A	A