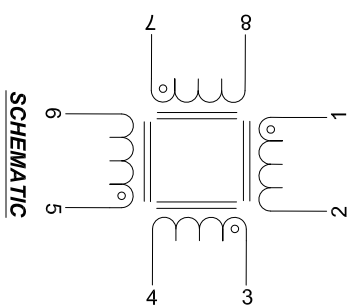
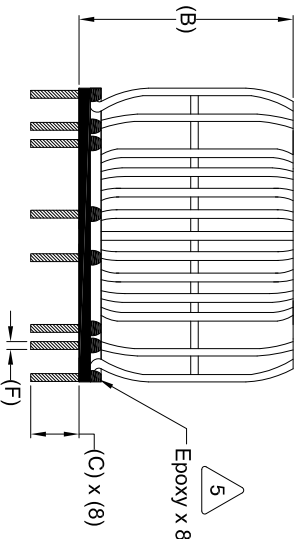



The information contained in this drawing is the sole property of Coil Winding Specialist Inc. (CWS). Any reproduction in part or whole without written permission of CWS is prohibited.

DIMENSIONAL TOLERANCE INCHES [MM]						
A	B	C	E	F	G	
Max	Max	Min	Typ	Typ	Typ	
3.15 [80.000]	1.65 [42.00]	0.50 [12.70]	2.82 [71.67]	0.10 [2.54]	2.68 [68.00]	



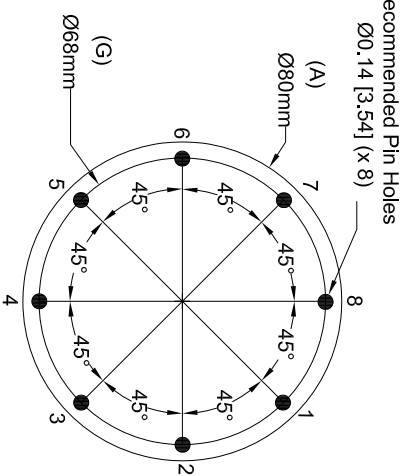
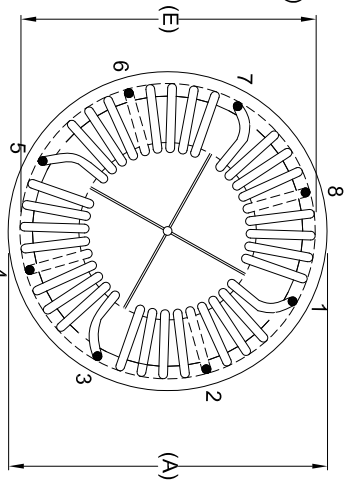
- 7 BUILT TO ROHS COMPLIANCE
- 6 LABEL PART NUMBER AT THE BOTTOM OF THE BASE.
- 5 APPLY ADHESIVE BETWEEN COIL AND BASE.
- 4 STRIP AND TIN LEADS (NO INSULATION IS ALLOWED BELOW THE BASE LEVEL.)

- 3 SPECIFICATIONS AT 25°C:
- 2 WIRE: UL RECOGNIZED 200°C RATED MAGNET WIRE
CWS BYTEMARK OR OTHER APPROVED PART
CORE: NANOCRYSTALLINE OR AMORPHOUS CORE
- 1 CASE RATING CLASS B (130°C) REQUIRED
MATERIAL: UL RECOGNIZED FOR FLAMMABILITY

NOTES: UNLESS OTHERWISE SPECIFIED, READ NOTES FROM BOTTOM TO TOP.
CAGE CODE: 5DMEZ

REVISION HISTORY			
REV	ECN	DESCRIPTION	SIGN & DATE
A	N/A	PRODUCTION RELEASE	AK 5/24/16 JL 5/24/16

FREQ (KHz)	Z (kΩ)
0.5	0.02
1	0.05
10	0.42
20	0.76
50	1.32
75	1.56
100	1.74
300	2.74
500	3.47
1000	4.69
3000	3.24
5000	1.86
7000	1.26
10000	0.79



UNLESS OTHERWISE SPECIFIED		AUTOCAD	
DIMENSIONING AND TOLERANCE PER ANSI Y14.5M		SOLIDWORKS	
ALL DIMENSIONS ARE IN INCHES AND (MILLIMETERS)		SIGN	
TOLERANCE INCHES: XXXX±.005		DATE	
TOLERANCE METRICS: XXXX±.127		DRAWN AK 5/19/16	
ANGLE PROJECTION: 1st Angle		CHECKED BO 5/19/16	
DO NOT SCALE DRAWING		ENGR. JLAU 5/19/16	
SCALE: N/A		APPR. JLAU 5/19/16	
TITLE: Nanocrystalline Inductor Four-Phase Common Mode Choke Horizontal Mount		www.coilws.com	
SIZE: DWG. NO. FPB-622U-B50A		353 West Grove Ave	
SCALE: N/A		Orange, California, 92685	
SHEET 1 OF 1		REV A	