The information contained in this drawing is the sole property of Coil Winding Specialist Inc. (CWS)
Any reproduction in part or whole without written permission of CWS Coil Winding Specialist is prohibited.

DIMENSIONAL TOLERANCE INCHES [MM]

A Max	B Max	C(HGT) Max	D(LEAD) Typ	E(Ø DIM) Typ			X Ref	Y Ref
2.756 [70.00]	2.756 [70.00]	1.693 [43.00]	1.000 [25.40]	.272x.0905 [6.90x2.30]			.748 [19.00]	NA

REVISION HISTORY

REV	ECN	DESCRIPTION	SIGN & DATE BY	DATE	CHK	DATE
A		PRODUCTION RELEASE	TN	10/15/18	JL	10/15/18
A1		REVISED ELECTRICAL SPEC.	TN	12/17/19	JL	12/17/19

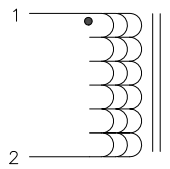

SCHEMATIC

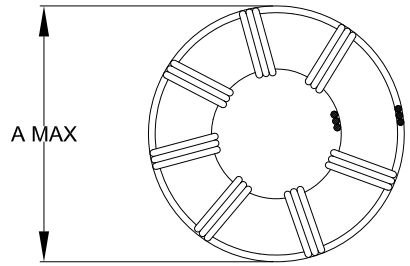

TOP VIEW

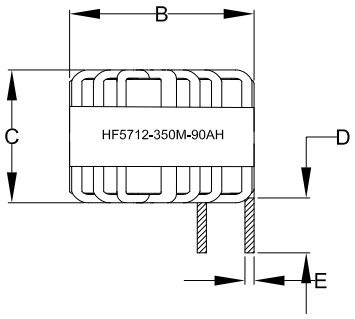

FRONT VIEW

DC BIAS TABLE

DC BIAS	INDUCTANCE (TYP)
0 Amp	36 uH
10 Amp	35 uH
20 Amp	35 uH
30 Amp	33 uH
40 Amp	32 uH
50 Amp	30 uH
60 Amp	29 uH
70 Amp	27 uH
80 Amp	24 uH
90 Amp	23 uH

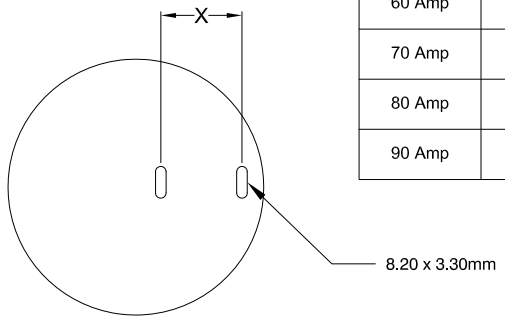

MOUNTING HOLE PATTERN (TOP VIEW)

7 BUILT TO RoHS COMPLIANCE.

6 IF APPLICABLE, LABEL PART NUMBER AND REVISION

POSITION LEADS AS REQUIRED
REMOVE WIRE INSULATION AND TIN
WIND COILS EVENLY SPACED

5 CONSTRUCTION:

4 WEIGHT: ~600 GRAMS

HI-POT WINDING-TO-CORE 1250 V AC, 10 SEC
IMPEDANCE = 2.5 KILLO-OHMS TYP @ SRF
INTERWINDING CAPACITANCE 12pF TYP @ SRF
DCR = 2.0mΩ MAX
SRF ~ 9MHz TYPICAL
MAX TEMP. RISE @ IDC 90 AMP, LESS THAN 60°C WITH NO AIRFLOW
INDUCTOR DC BIAS: SEE TABLE ON THE RIGHT
INDUCTANCE @ 0 AMP = 35uH±15% (LESS THAN 10% RIPPLE)
TEST FREQUENCY: 1.0 kHz ; TEST VOLTAGE: 250mV
RATED MAX. CURRENT = 90 AMPS RMS ; FREQUENCY: 1kHz
OPERATING TEMPERATURE RANGE : -40°C TO 180°C

3 SPECIFICATIONS @ 25°C:

WIRE: UL RATED CLASS 200°C

2 CORE: HIGH TEMP POWDERED CORE

RATING UL-CLASS H (180°C) REQUIRED

1 MATERIAL: UL RECOGNIZED FLAMMABILITY

NOTES: UNLESS OTHERWISE SPECIFIED, READ NOTES FROM BOTTOM TO UP.

UNLESS OTHERWISE SPECIFIED
DIMENSIONING AND TOLERANCE PER ANSI Y14.5M
ALL DIMENSIONS ARE IN INCHES AND [MILIMETERS].
TOLERANCE INCHES: .XXX=±.005 .XX=±.015 ∠=±0°30'
TOLERANCE METRICS: .XXX=±.127 .XX=±.38 ∠=±0°30'
ANGLE PROJECTION
DO NOT SCALE DRAWING

		SIGN	DATE
AUTOCAD	X		
SOLIDWORKS			
DRAWN	TN	10/15/18	
CHECKED	JM	10/15/18	
ENGR.	JL	10/15/18	
APPR.	JL	10/15/18	

www.coilws.com
sales@coilws.com
CWS Coil Winding Specialist
353 West Grove Ave
Orange, California. 92865 (CAGE 5DME2)

TITLE: **POWER INDUCTOR 35uH, 90Amp, Horizontal Mount**

SIZE B | DWG. NO. **HF5712-350M-90AH** | REV A1

SCALE N/A | SHEET 1 OF 1

CAD-FILE: