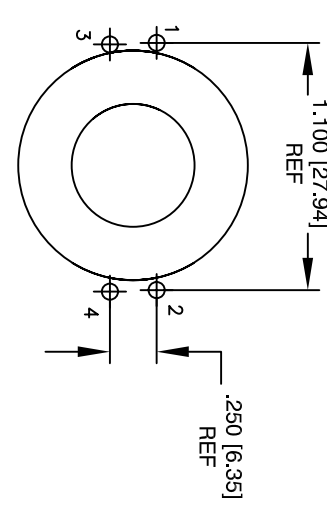
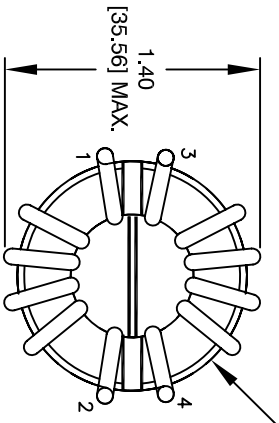
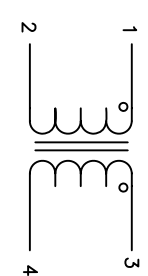
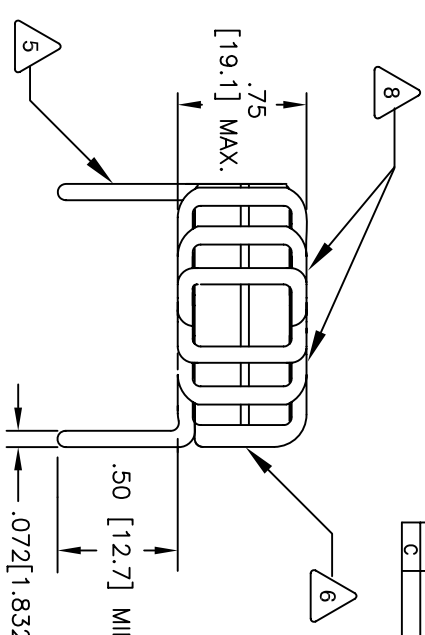


The information contained in this drawing is the sole property of Coil Winding Specialist, Inc. Any reproduction in part or whole without written permission of Coil Winding Specialist is prohibited.

REVISION HISTORY

REV	ECN	DESCRIPTION	BY	DATE	CHK	DATE
A		PRODUCTION RELEASE	RPR	5/13/04	JLJU	5/13/04
B		PRODUCTION RELEASE	RPR	6/01/06	JLJU	6/01/06
C		ELECT. AND MECH. SPEC. CHANGE	GN	4/15/13	AK	4/15/13

- 8 ADDED EPOXY (TOP VIEW) TO HOLD SPACER
- 7 BUILT TO ROHS COMPLIANCE AND LEAD FREE
- 6 IF APPLICABLE, MARK PART NUMBER WHERE SHOWN
- 5 REMOVE INSULATION AND TIN LEADS APPROX. 0.5 INCH
- 4 WIND ON EACH SIDE TO CORE AND EVENLY SPACED CONSTRUCTION:
- 3 WEIGHT = 30.1 GRAM
TEMP RANGE = -25 °C TO 120°C
MAX TEMP RISE = 33 °C
TEST VOLTAGE = 2000 VAC, 1 MIN.
DCR ON EACH WINDING = 3.4 MILLI-OHMS
SRF = 1.56 MHZ
IMPEDANCE = 800 OHMS@ 1.56 MHZ
INTERWINDING CAPACITANCE = 54.7 pF TYP @10 KHZ
LEAKAGE INDUCTANCE = 1.42 uH TYP @10 KHZ, 1Vrms
RATED VOLTAGE = 250 VAC OR VDC
RATED CURRENT = 20 AMPS
L = 0.15 mH MIN., 10KHz, 250 mV, 0 ADC
INSULATION RESISTANCE = 100 MEGA-OHMS MIN. @ 500 VDC SPECIFICATIONS AT 25°C:



- 2 APPROVED PART
- 1 WIRE: UL RECOGNIZED 200°C RATED MAGNET WIRE
CWS BYTEMARK OR OTHER APPROVED PART
CORE: FERRITE TOROID, HIGH PERM MNZN

- 1 BOBBIN RATING CLASS B (200°) REQUIRED
 - MATERIAL: UL RECOGNIZED 94V-0 FOR FLAMMABILITY
- NOTES: UNLESS OTHERWISE SPECIFIED.
READ FROM BOTTOM UP.

QTY	CODE IDENT	MFG. P/N	DESCRIPTION	ITEM NO.
			PARTS LIST	
			Common Mode Chokes	
			Horizontal Mount	
			HL-H-151U-20A	REV C
			SIZE Dwg. No.	
			SCALE	
			2=1	
			SHEET 1 OF 1	