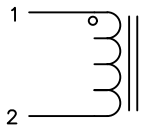


The information contained in this drawing is the sole property of CWS Coil Winding Specialist. Any reproduction in part or whole without written permission of CWS Coil Winding Specialist is prohibited.



SCHEMATIC

8 BUILT TO RoHS COMPLIANCE AND LEAD FREE

7 POT COIL IN POTTING CUP AS SHOWN

6 LABEL PART NUMBER, REVISION AND DATE CODE

5 REMOVE INSULATION AND TIN LEADS

4 WIND COILS EVENLY SPACED AROUND THE CORE CONSTRUCTION:

SRF: GREATER THAN 10MHz TYP.

RECOMMENDED AMBIENT OPERATING TEMP: -40°C TO 155°C

HI-POT TEST FOR WINDING TO CORE ISOLATION = 500 VDC MIN

CURRENT RATING : 30 AMPS, 40°C TEMP. RISE WITH SOME AIR FLOW

DCR = 1.3 MILLI-OHMS MAX.

INDUCTANCE @ DC BIAS: SEE TABLE ON THE RIGHT

INDUCTANCE = 3uH ± 10% @ 0 AMP DC BIAS, 1.0 KHz, 250mV

3 SPECIFICATIONS: @ 25°C:

2 WIRE: UL RECOGNIZED 200°C RATED MAGNET WIRE  
CORE: POWDERED TOROIDAL CORE, CWS BYTEMARK OR OTHER APPROVED PART

1 MATERIAL: UL RECOGNIZED 94V-0 FOR FLAMMABILITY, RATING CLASS B (130°C MIN.) REQUIRED

ANY TOLERANCE. THIS DIM. CAN VARY A LITTLE FROM PART TO PART.

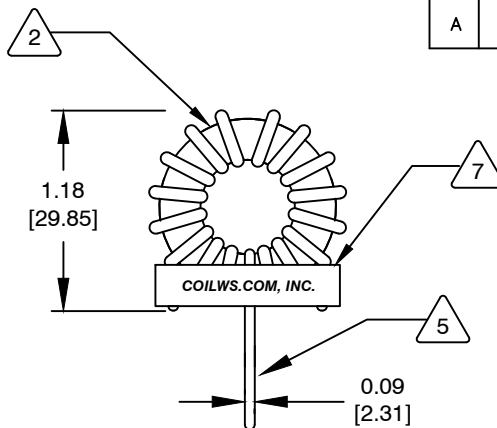
"TYP" IN ALL THE DIM. REFERS TO A NON-CRITICAL TYPICAL (AVERAGE) DIM. WITHOUT

NOTE 2: UNLESS OTHERWISE SPECIFIED, ALL DIMENSIONS ARE TYPICAL.

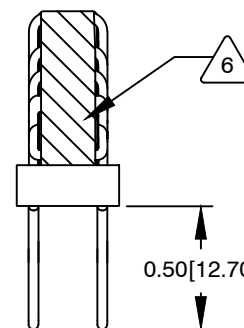
NOTE 1: UNLESS OTHERWISE STATED, READ NOTES FROM BOTTOM UP.

CAGE CODE: 5DME2

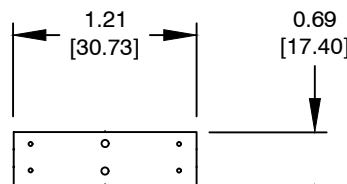
REVISION HISTORY						
REV	ECN	DESCRIPTION	SIGN & DATE			
			BY	DATE	CHK	DATE
A		INITIAL DRAWING RELEASE	TN	01/23/2021	JL	01/23/2021



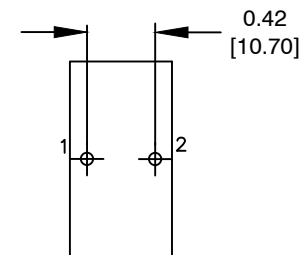
FRONT VIEW



SIDE VIEW



FRONT VIEW



MOUNTING HOLES PATTERN

DC BIAS TABLE

DC BIAS (AMP)	L@ 1KHz (REF)
0	3.1uH
5	3.1uH
10	3.0uH
15	2.9uH
20	2.9uH
25	2.8uH
30	2.7uH

CODE IDENT	MFG. P/N	DESCRIPTION	ITEM NO.
<b>PARTS LIST</b>			
AUTOCAD	X	<b>COILWS COM, INC</b> www.coilws.com	CWS Coil Winding Specialist. 1510 E. Edinger Ave. Unit B. Santa Ana, CA. 92705
SOLIDWORKS			
DRAWN	TN 01/23/2021	TITLE: Toroidal Power Chokes Toroid Inductor	
CHECKED	JM 01/23/2021		
ENGR.	JL 01/23/2021		
APPR.	JL 01/23/2021		
SIZE	B	DWG. NO.	MHF203-030M-30A
SCALE	2=1	REV	A
			SHEET 1 OF 1

UNLESS OTHERWISE SPECIFIED	
DIMENSIONING AND TOLERANCE PER ANSI Y14.5M	
ALL DIMENSIONS ARE IN INCHES AND [MILLIMETERS].	
TOLERANCE INCHES:	.XXX=±.005 .XX=±.015 <math>\angle=±0°30'</math>
TOLERANCE METRICS:	.XXX=±.127 .XX=±.38 <math>\angle=±0°30'</math>
ANGLE PROJECTION	
DO NOT SCALE DRAWING	

CAD-FILE: