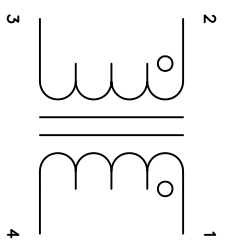
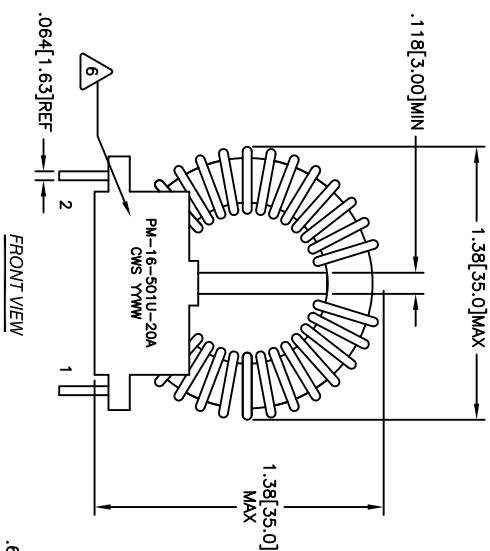


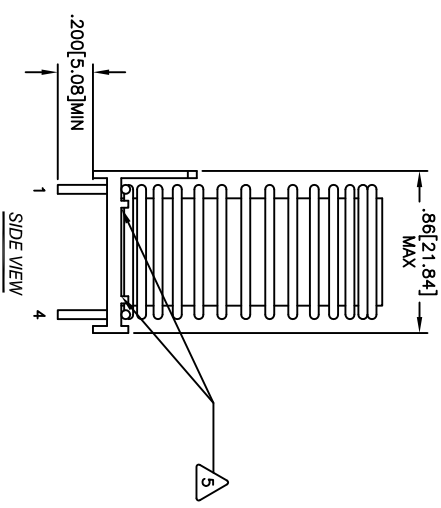
The information contained in this drawing is the sole property of Coil Winding Specialist, Inc. Any reproduction in part or whole without written permission of Coil Winding Specialist is prohibited.



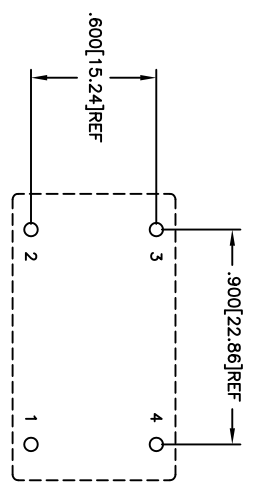
SCHEMATIC



FRONT VIEW



SIDE VIEW



MOUNTING HOLES PATTERN

- 1 WIRE: UL RECOGNIZED CL1155°C RATED MAGNET WIRE
- 2 FR4 SPACER: 3.00 MM MINIMUM THICKNESS
- 3 CORE: HIGH PERM MANGANESE ZINC
- 4 RATING: UL-CLASS B (130°) REQUIRED
- 5 MATERIAL: UL RECOGNIZED 94V-0 FLAMMABILITY FOR BOBBIN

NOTES: UNLESS OTHERWISE SPECIFIED, READ FROM BOTTOM UP.  
CAGE CODE: SDME2

REVISION HISTORY			
REV	EON	DESCRIPTION	SN & DATE
A		INITIAL PRODUCTION RELEASE	BY: KLC DATE: 3/18/10
B		MECHAN. SPEC. CHANGE	CHK: MK DATE: 11/27/13
B1		UPDATE ELEC. SPEC.	APP: TN DATE: 2/19/18

PARTS LIST		DESCRIPTION		ITEM NO.
AUTODRAW	X			
SOLDWORKS				
DATE	3/18/10	Coil Winding Specialist, Inc.		
DRWN	KLC	353 W. Grove Ave.		
CHKD	AK	Oroville, CA 92865		
DATE	3/18/10	TITLE: Common Mode Choke		
ENGR	KLC	500 uH MIN, 20 amp		
DATE	3/18/10	SIZE	PM-16-501U-20A	REV B1
APPR.	KLC	SCALE	2=1	
DO NOT SCALE DRAWING		SHEET	1 OF 1	