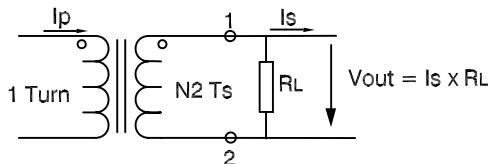


The information contained in this drawing is the sole property of Coil Winding Specialist, Inc. Any reproduction in part or whole without written permission of Coil Winding Specialist, Inc. is prohibited.



SCHMATIC

Note: All measurements are carried out using rms value responding meter. The terminating resistor and the 1-turn primary are not supplied.

7 BUILD TO RoHS COMPLIANCE AND LEAD FREE

6 WHERE SHOWN
MARK PART NUMBER AND REVISION

5 REMOVE INSULATION, SOLDERED TO LEADS

4 CONSTRUCTION: ENCAPSULATED USING BOBBIN.
DIELECTRIC WITHSTANDING VOLTAGE (HI-POT): 2.5K Vrms
FREQUENCY BAND: 50Hz - 60Hz
OPERATING TEMP. = - 25 °C TO 80 °C
DC RESISTANCE @ 25 °C = 156 OHMS
PHASE SHIFT = 2.13°
RATIO ERROR = -0.026 %
BURDEN RESISTOR (RL) = 100 OHMS
MIN AC PRIMARY CURRENT (I min) = 0.04 AMPS
MAX AC PRIMARY CURRENT (I max) = 70 AMPS
ACCURACY CLASS = 0.2 %
OUTPUT VOLTAGE (V out) = 1.498 V
RATED PRIMARY CURRENT (Ir) = 0.04 A - 30 A

3 SPECIFICATIONS @ 25 °C :

WIRE: UL RECOGNIZED 130 °C RATED MAGNET WIRE
CWS BYTE-MARK OR OTHER APPROVED PART
CORE: TAPE WOUND

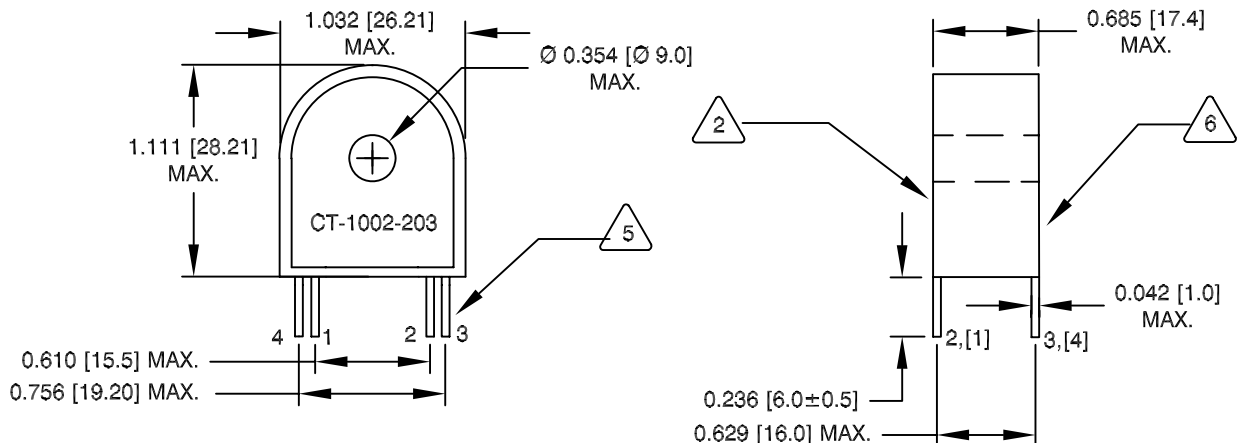
2

BOBBIN RATING CLASS B (130 °C) REQUIRED

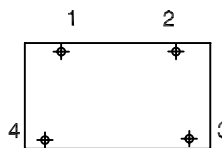
1 MATERIAL: UL RECOGNIZED 94V-0 FOR FLAMMABILITY
ALL MATERIAL USED ARE IN ACCORDANCE WITH UL REQUIREMENTS

UNIT: INCHES [MM]

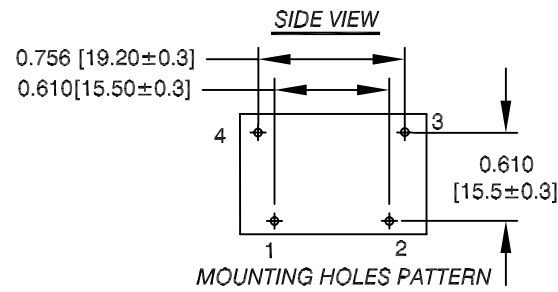
REVISION HISTORY						
REV	ECN	DESCRIPTION	SIGN & DATE			
			BY	DATE	CHK	DATE
A		PRODUCTION RELEASE	GN	05/29/09	KC	05/29/09



FRONT VIEW



BOTTOM VIEW



SIDE VIEW

MOUNTING HOLES PATTERN

Note: Pin 3 and 4 are only used for mechanical mounting on to PCB

QTY	CODE IDENT	MFG. P/N	DESCRIPTION	ITEM NO.
PARTS LIST				
AUTOCAD		X		
SOLIDWORKS				
DRAWN		GN	05/22/09	
CHECKED		KC	05/22/09	
ENGR.		KC	05/22/09	
APPR.		KC	05/22/09	
UNLESS OTHERWISE SPECIFIED				
DIMENSIONING AND TOLERANCE PER ANSI Y14.5M				
ALL DIMENSIONS ARE IN INCHES AND [MILLIMETERS].				
TOLERANCE INCHES: .XXX=±.010 .XX=±.020 $\angle = \pm 0^{\circ}30'$				
TOLERANCE METRICS: .XXX=±.254 .XX=±.51 $\angle = \pm 0^{\circ}30'$				
ANGLE PROJECTION				
DO NOT SCALE DRAWING				
COILWS COM, INC		CWS Coil Winding Specialist, Inc.		
www.coilws.com		353 W. Grove Avenue Orange, CA 92865		
TITLE:		30A Current Sense Transformer		
SIZE	DWG. NO.	CT-1002-203		REV
B				A
SCALE		NOT_TO_SCALE		SHEET 1 OF 1

CT-1002-203

