

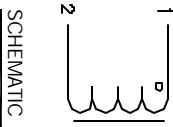
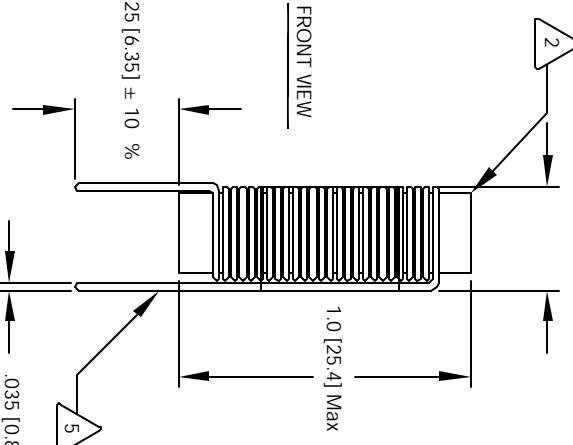
The information contained in this drawing is the sole property of CWS Coil Winding Specialist. Any reproduction in part or whole without written permission of CWS Coil Winding Specialist is prohibited.

REVISION HISTORY

| REV | ECN | DESCRIPTION | DATE | BY | CHK | DATE |
|-----|-----|--------------------|---------|-----|-----|---------|
| A | | PRODUCTION RELEASE | 1/20/05 | JKU | TKK | 1/20/05 |

VERTICAL CONFIGURATION

.50 [12.7] Max



SCHEMATIC

INDUCTANCE DROPS 10% FROM ZERO ADC VALUE SATURATION CURRENT IS THE CURRENT AT WHICH THE TEMP. RISE ABOVE AMBIENT OF 25 °C

MAX DC CURRENT IS AVERAGE CURRENT FOR 40 °C

NOTES:

LEADS MUST BE TANGENT TO THE CORE

.05" ABOVE THE CORE EDGE, AND

REMOVE INSULATION AND TIN LEADS

WIND COILS EVENLY SPACED

CONSTRUCTION:

MAX TEMP RISE AT MAX CURRENT = 40 °C

HI-POT TEST FOR CORE TO WINDING = 500 VDC

DCR = 35 MILLI-OHMS MAX @ 25 °C

SATURATION CURRENT = 3 AMPS

L = 22 UH ± 15%, 15.75 KHZ, 0.1 Vrms, 0 ADC;

SPECIFICATIONS: MAX DC CURRENT = 3 AMPS

WIRE: UL RECOGNIZED 130°C RATED MAGNET WIRE

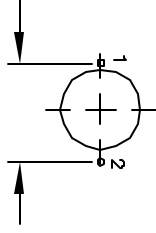
CWS BYTE-MARK OR OTHER APPROVED PART

CORE: MANGANESE ZINC FERRITE ROD

RATING CLASS B (130°C) REQUIRED

MATERIAL: WIRE INSULATION - UL RECOGNIZED 94V-0 FOR FLAMMABILITY

NOTES: UNLESS OTHERWISE SPECIFIED, POWER INDUCTOR, DIMENSIONS IN INCHES [MM], READ FROM BOTTOM UP



MOUNTING HOLES PATTERN

| |
|--|
| UNLESS OTHERWISE SPECIFIED |
| DRAWING AND TOLERANCE PER ANSI Y14.5M |
| ALL DIMENSIONS ARE IN INCHES AND [MILLIMETERS] |
| TOLERANCE INCHES: ±.005 |
| TOLERANCE METERS: ±.127 |
| ANGLE PROJECTION: FIRST ANGLE |
| DO NOT SCALE DRAWING |

| CODE IDENT | MFG. P/N | DESCRIPTION | ITEM NO. |
|-------------------------|----------|------------------------------|-----------|
| AUTOCAD SOLIDWORKS SIGN | X | PARTS LIST | |
| DATE | DATE | | |
| TKK | 1/20/05 | COILS COM, INC | |
| JKU | 1/20/05 | 1510 E. Edinger Ave. | |
| DKR | 1/20/05 | www.coilw.com | |
| JKU | 1/20/05 | Unit B, Santa Ana, CA, 92705 | |
| APPR. | 1/20/05 | CWS Coil Winding Specialist. | |
| | | Power Chokes | |
| | | Vertical Mount | |
| | | SIZE: DIM. IN. | REV A |
| | | B | PV-223-03 |
| | | SCALE | REV A |
| | | 2=1 | |
| | | SHEET 1 OF 1 | |