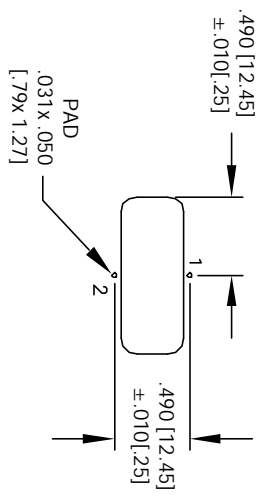
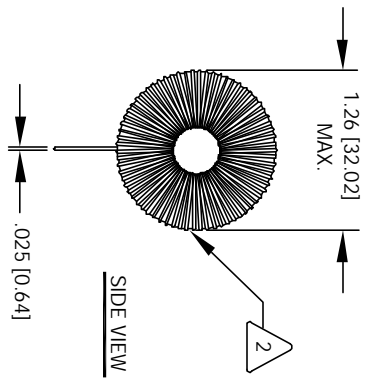
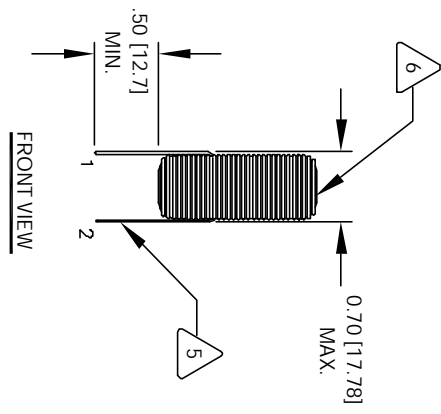
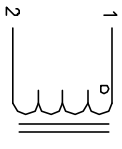


The information contained in this drawing is the sole property of CWS Coil Winding Specialist. Any reproduction in part or whole without written permission of CWS Coil Winding Specialist is prohibited.

REVISION HISTORY

REV	ECN	DESCRIPTION	SIGN & DATE			
			BY	DATE	CHK	DATE
E		PRODUCTION RELEASE	TDK	6/07/07	JLJU	6/07/07



- 7 BUILT TO ROHS COMPLIANCE AND LEAD FREE
- 6 WHERE SHOWN, USING A PERMANENT MARKING METHOD MARK PART NUMBER AND REVISION

- 5 LEAD MUST BE TANGENT TO THE CORE COIL MUST REST FLAT ON PCB FROM TIP OF WIRE
- 5 REMOVE INSULATION AND TIN LEADS

- 4 WIND CORE EVENLY SPACED CONSTRUCTION:

- 3 CURRENT RATING AT 240 Vac = 1 Amps
- CURRENT RATING AT 120 Vac = 2 Amps
- HIPOT = 750 VDC, CORE TO WINDING
- DCR = 0.8 OHM MAX
- L = 4.5 mH ±20%, (1K Hz, 0.1 V)
- SPECIFICATIONS @ 25°C

- 2 APPROVED PART
- OUTER WRAP: 3M OR OTHER CWS
- WIRE: UL RECOGNIZED 155°C RATED MAGNET WIRE
- CWS BYTEMARK OR OTHER APPROVED PART
- CORE: IRON POWDER

- 1 MATERIAL: UL RECOGNIZED 94V-0 FOR FLAMMABILITY
- NOTES: POWER HANDLING AT 240 V<sub>oc</sub> = 250 WATTS

DESIGNED TO MEET UL 1283 AND EN 133200 APPROVALS  
READ FROM BOTTOM UP

UNLESS OTHERWISE SPECIFIED	DO NOT SCALE DRAWING
DIMENSIONING AND TOLERANCE PER ANSI Y14.5M	
ALL DIMENSIONS ARE IN INCHES AND (DIMENSIONS)	
TOLERANCE INCHES: .XXX = ±.010 .XX = ±.020 .XX = ±.254 .X = ±.51	ANGLE PROJECTION

QTY	CODE	IDENT	MFG. P/N	DESCRIPTION	ITEM NO.
	AUTOCAD	X			
	SOLIDWORKS	SIGN			
DRWN	TDK	DATE	6/07/07		
ENGR	JLJU	DATE	6/07/07		
APPR	JLJU	DATE	6/07/07		
SIZE			TITLE		
Dwg. No.			Open Toroidal Chokes		
B			CWS-1121-250W		
SCALE			1=1		
SHEET			1 OF 1		

**COILWS.COM, INC**  
353 W. GROVE AVE  
ORANGE, CA. 92665