

The information contained in this drawing is the sole property of CWS Coil Winding Specialists. Any reproduction in part or whole without written permission of CWS Coil Winding Specialists is prohibited.

REVISION HISTORY

| REV | ECN | DESCRIPTION        | SIGN & DATE |         |      |         |
|-----|-----|--------------------|-------------|---------|------|---------|
|     |     |                    | BY          | DATE    | CHK  | DATE    |
| A   |     | PRODUCTION RELEASE | BJN         | 3/27/07 | JLJU | 3/27/07 |

- 7 BUILT TO ROHS COMPLIANCE AND LEAD FREE. WHERE SHOWN
- 6 IF APPLICABLE, MARK PART NUMBER

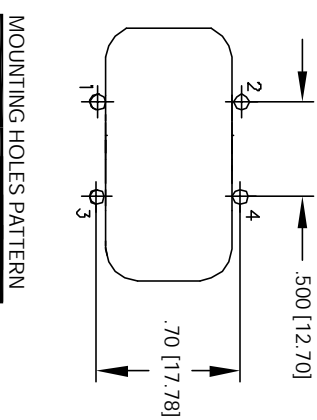
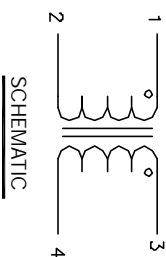
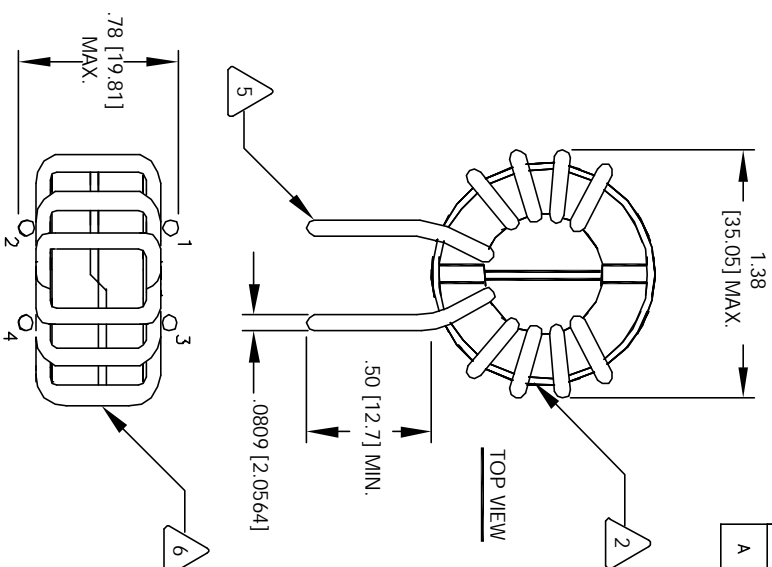
- 5 FLUSH WITH THE COIL EDGE, AS SHOWN
- REMOVE INSULATION AND TIN LEADS APPROX. 0.5 INCH

- 4 WIND ON EACH SIDE TO CORE AND EVENLY SPACED CONSTRUCTION:

- WEIGHT = 33.9 GRAMS
- TEMP RANGE = -25 °C TO 120°C
- MAX TEMP RISE = 40 °C
- TEST VOLTAGE = 2000 VAC, 1 MIN.
- DCR OF EACH WINDINGS = 1.7 MILLI-OHMS.
- RATED VOLTAGE = 250 VAC OR VDC
- RATED CURRENT = 30 AMPS
- L = 150uH MIN., 10 KHZ, 0.250 Vrms, 0 ADC
- INSULATION RESISTANCE = 100 MEGA-OHMS MIN. @ 500 VDC
- 3 SPECIFICATIONS AT 25°C:

- APPROVED PART
- WIRE: UL RECOGNIZED 200°C RATED MAGNET WIRE
- CWS BYTEMARK OR OTHER APPROVED PART
- CORE: FERRITE TOROID, HIGH PERM MNZN
- 2

- BOBBIN RATING CLASS B (200°) REQUIRED
- 1 MATERIAL: UL RECOGNIZED 94V-0 FOR FLAMMABILITY
- NOTES: UNLESS OTHERWISE SPECIFIED, READ FROM BOTTOM UP.



BOTTOM VIEW

|   |  |
|---|--|
| UNLESS OTHERWISE SPECIFIED                    | DIMENSIONING AND TOLERANCE PER ANSI Y14.5M |
| ALL DIMENSIONS ARE IN INCHES AND (DIMENSIONS) |  |
| TOLERANCE INCHES                              | ±.005                                      |
| TOLERANCE METRCS                              | ±.127                                      |
| ANGLE PROJECTION                              | DO NOT SCALE DRAWINGS                      |

| QTY        | CODE  | MFG. P/N                     | DESCRIPTION | ITEM NO. |
|------------|-------|------------------------------|-------------|----------|
|            | IDENT |                              |             |          |
|            | X     |                              |             |          |
| PARTS LIST |       |                              |             |          |
| AUTOCAD    |       | CWS Coil Winding Specialist. |             |          |
| SOLIDWORKS |       | 353 W. GROVE AVENUE          |             |          |
| SIGN       |       | ORANGE, CA. 92865            |             |          |
| DATE       |       | WWW.COILWS.COM               |             |          |
| DRWN       | BJN   | 3/27/07                      |             |          |
| ENGR       | JLJU  | 3/27/07                      |             |          |
| APPR       | JLJU  | 3/27/07                      |             |          |
| TITLE      |       | Common Mode Chokes           |             |          |
| SIZE       |       | Vertical Mount               |             |          |
| SCALE      |       | HL-V-151U-30A                |             |          |
| REV        |       | A                            |             |          |
| SHEET      |       | 1 OF 1                       |             |          |