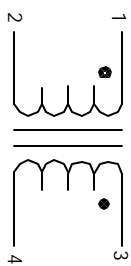
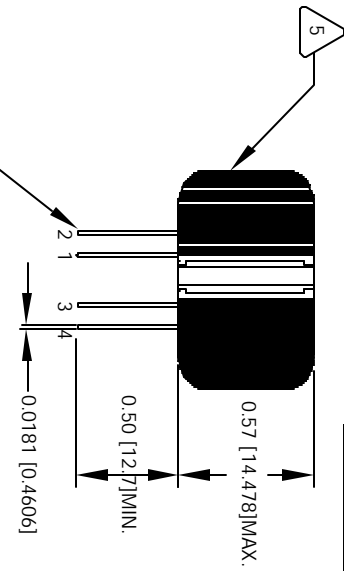


The information contained in this drawing is the sole property of CWS Coil Winding Specialist. Any reproduction in part or whole without written permission of CWS Coil Winding Specialist is prohibited.

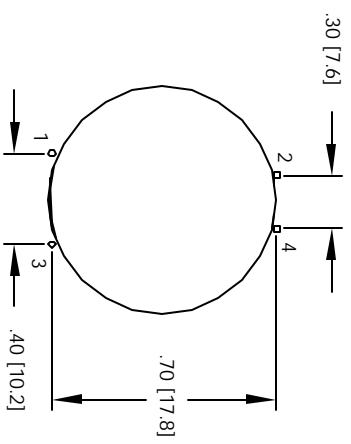
REVISION HISTORY

REV	ECN	DESCRIPTION	DATE	BY	CHK	DATE
C		PRODUCTION RELEASE	9/02/04	JLU		9/02/04

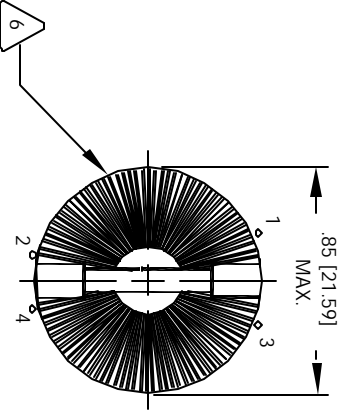
FRONT VIEW



SCHEMATIC



MOUNTING HOLES PATTERN



BOTTOM VIEW

- BOBBIN RATING CLASS B (130°C) REQUIRED
- MATERIAL: UL RECOGNIZED 94V-0 FOR FLAMMABILITY

NOTES: UNLESS OTHERWISE SPECIFIED, COMMON MODE CHOKE

- WIRE: UL RECOGNIZED 130°C RATED MAGNET WIRE
- CWS BYTE-MARK OR OTHER APPROVED PART
- CORE: FERRITE TOROID.

- CONSTRUCTION:

- REMOVE INSULATION AND TIN LEADS

- IF APPLICABLE, MARK PART NUMBER AND REVISION

QTY	CODE IDENT	MFG. P/N	DESCRIPTION	ITEM NO.
			<b>PARTS LIST</b>	

DATE	BY	CHK	DATE
9/02/04	JLU		9/02/04

AUTOCAD SOLIDWORKS SIGN X		MFG. P/N		DESCRIPTION		ITEM NO.	
UNLESS OTHERWISE SPECIFIED TOLERANCE PER ANSI Y14.5M ALL DIMENSIONS ARE IN INCHES AND DIMENSIONS ARE IN NOTES		DATE		CWS Coil Winding Specialist 1510 E. Edinger Ave. Unit B, Santa Ana, CA 92705		TITLE	
TOLERANCE INCHES: ±0.005 ±0.015 ±0.030 ±0.050 ±0.100 ±0.150 ±0.250 ±0.500		DATE		Common Mode Chokes		SIZE (DIA. x H)	
TOLERANCE METERS: ±0.130 ±0.254 ±0.762 ±1.27 ±2.54 ±3.81 ±7.62 ±19.05		DATE		LFH-802U-1A		SCALE	
DO NOT SCALE DRAWING		DATE		2=1		SHEET 1 OF 1	