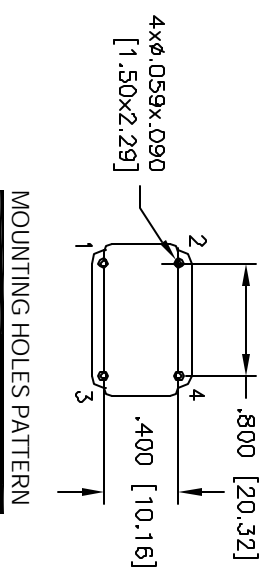
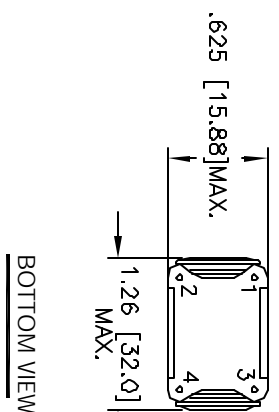
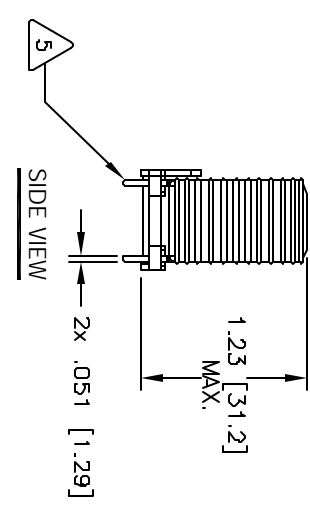
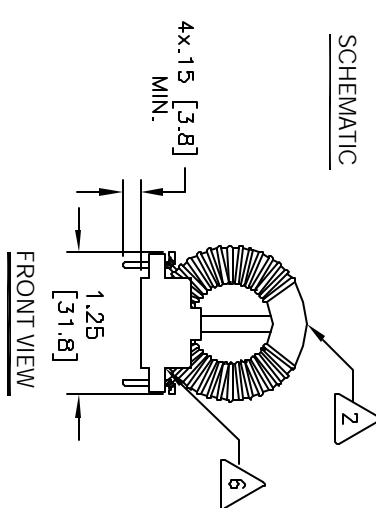
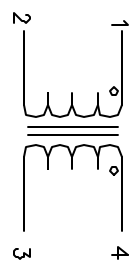


The information contained in this drawing is the sole property of CWS Coil Winding Specialist. Any reproduction in part or whole without written permission of CWS Coil Winding Specialist is prohibited.

REVISION HISTORY			
REV	ECN	DESCRIPTION	SIGN & DATE
A		PRE-PRODUCTION RELEASE	TKK 3/27/03



- 6 APPLY EPOXY 2 PARTS 8265-S A&B (600°F 315°C)

- 5 REMOVE INSULATION AND SOLDER TO BOBBIN LEADS

- 4 CONSTRUCTION:
INSURE INTEGRITY OF WINDING SEPARATION
HI-POT TEST FOR INTERWINDING ISOLATION, 1250VDC TO DCR= MEASURED USING QUADTECH 2200
L= MEASURED AT 10 KHz, < 1 Vrms;

- 3 SPECIFICATIONS:

- 2 WIRE: UL RECOGNIZED 200' RATTING MAGNET WIRE
CWS BYTEMARK OR OTHER APPROVED PART
CORE: COATED FERRITE TOROID, HIGH PERM MNZN

- 1 RATING CLASS B (130°) REQUIRED
 - MATERIAL: UL RECOGNIZED 94V-0 FLAMMABILITY FOR BOBBIN
- NOTES: UNLESS OTHERWISE SPECIFIED.

CODE IDENT	MFG. P/N	DESCRIPTION	ITEM NO.
AUTOCAD SOLIDWORKS SIGN	X		
UNLESS OTHERWISE SPECIFIED TOLERANCE PER ANSI Y14.5M AND UNLESS NOTED			
DRAWN TKK	3/5/03		
DRGID JLAU	3/5/03		
ENGR. K/SJLM	3/5/03		
APPR. JLAU	3/5/03		
TITLE:		PARTS LIST	
COILS COM, INC		CWS Coil Winding Specialist.	
WWW.COILS.COM		1510 E. Edinger Ave	
		Litt. B, Santa Ana, CA, 92705	
TITLE: Common Mode Line Chokes			
SIZE B	DRW. NO. PM-S_SERIES	SCALE 1=1	REV A
DO NOT SCALE DRAWING		SHEET 1	OF 1