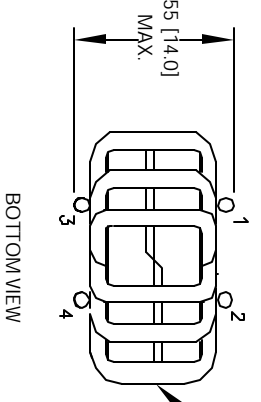
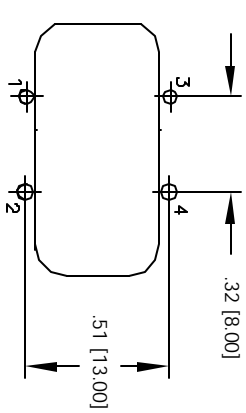
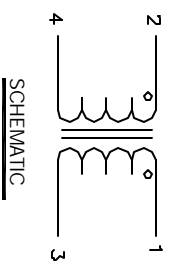
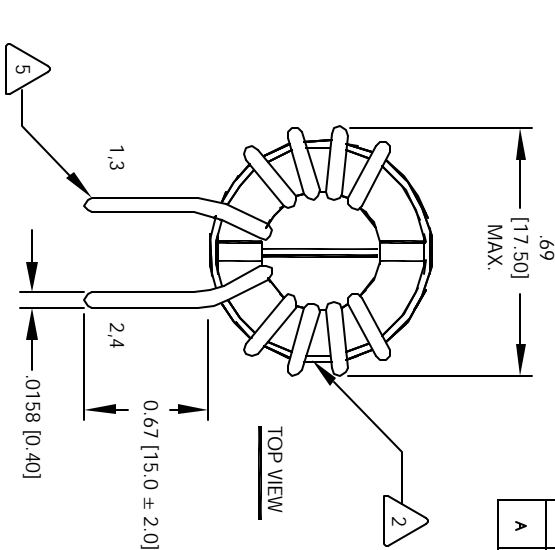


The information contained in this drawing is the sole property of CWS Coil Winding Specialist. Any reproduction in part or whole without written permission of CWS Coil Winding Specialist is prohibited.

REVISION HISTORY			
REV	ECN	DESCRIPTION	DATE
A		PRODUCTION RELEASE	5/13/04



- 6 WHERE SHOWN
IF APPLICABLE, MARK PART NUMBER
- 5 FLUSH WITH THE COIL EDGE, AS SHOWN
REMOVE INSULATION AND TIN LEADS
- 4 WIND ON EACH SIDE TO CORE AND EVENLY SPACED
CONSTRUCTION:
TEMP RANGE = -25 °C TO 105 °C
MAX TEMP RISE = 40 °C
TEST VOLTAGE = 2000 VAC, 1 MIN.
DCR = 60 MILLI-OHMS EACH LINE, MAX.
RATED VOLTAGE = 250 V AC OR DC
RATED CURRENT = 1 AMPS
L = 0.6 mH MIN., 10 KHZ, 0.250 Vrms, 0 ADC
INSULATION RESISTANCE = 100 MEGA-OHMS MIN. @ 500 VDC
SPECIFICATIONS AT 25°C:
- 3

- 2 WIRE: UL RECOGNIZED 130°C RATED MAGNET WIRE
CWS BYTE-MARK OR OTHER APPROVED PART
CORE: FERRITE TOROID, HIGH PERM MINZN
- 1 BOBBIN RATING CLASS B (130°C) REQUIRED
MATERIAL: UL RECOGNIZED 94V-0 FOR FLAMMABILITY

NOTES: UNLESS OTHERWISE SPECIFIED, COMMON MODE CHOKE.

QTY	CODE IDENT	MFG. P/N	DESCRIPTION	ITEM NO.
			PARTS LIST	
			COILS.COM, INC www.coils.com	
			CWS Coil Winding Specialist 1510 E. Edinger Ave. Unit B, Santa Ana, CA 92705	
			Small Common Mode Chokes Vertical Mount S Series	
			SIZE: B	REV: A
			SCALE: 2=1	SHEET: 1 OF 1