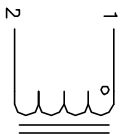


The information contained in this drawing is the sole property of CWS Coil Winding Specialists. Any reproduction in part or whole without written permission of CWS Coil Winding Specialists is prohibited.

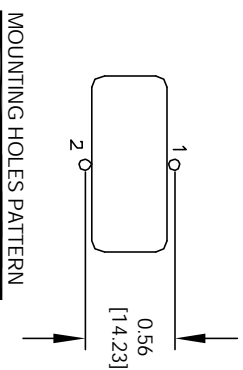
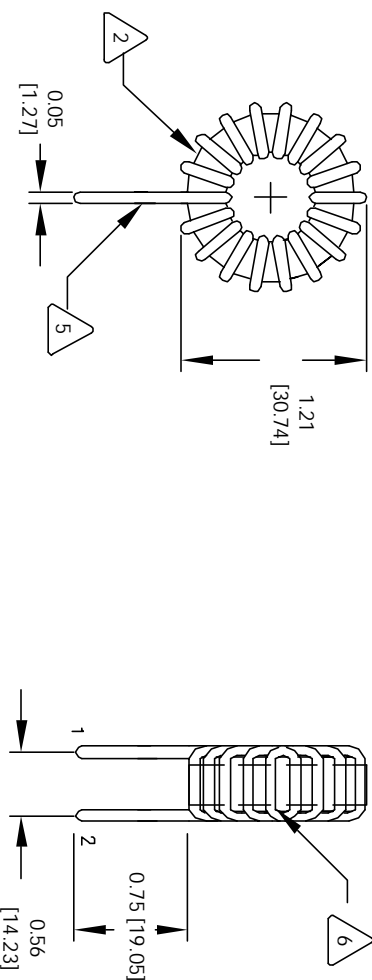
REVISION HISTORY

REV	ECN	DESCRIPTION	BY	DATE	CHK	DATE
B		PRODUCTION RELEASE	RPR	6/20/06	JLJU	6/20/06



SCHEMATIC

VERTICAL CONFIGURATION



MOUNTING HOLES PATTERN

7 BUILT TO ROHS COMPLIANCE AND LEAD FREE.

6 WHERE SHOWN, USING A PERMANENT MARKING METHOD IF APPLICABLE. MARK PART NUMBER AND REVISION

5 FLUSH WITH THE COIL EDGE, AS SHOWN  
REMOVE INSULATION AND TIN LEADS APPROX. 0.75 INCH

4 WIND WIRE TO CORE EVENLY SPACED  
CONSTRUCTION:

- WEIGHT = 44.9 GRAMS
- HI-POT TEST FOR WIRE TO CORE = 500 VDC
- INDUCTANCE @ RATED CURRENT = 110.0 uH
- DC CURRENT RATING = 4.0 AMPS MAX
- DCR = 33 MILLI-OHMS, MAX
- INDUCTANCE @ 0 AMPS = 150.0 uH, ± 20%, 1 KHZ., 0.25 Vrms
- SPECIFICATIONS @ 25 °C

3 WIRE: UL RECOGNIZED 130°C RATED MAGNET WIRE  
CORE: COATED IRON POWDER

2 CORE COATING RATING CLASS B (130°) REQUIRED  
MATERIAL: UL RECOGNIZED 94V-0 FOR FLAMMABILITY

NOTES: UNLESS OTHERWISE SPECIFIED, TOROIDAL INDUCTOR  
READ FROM BOTTOM UP.

CODE	IDENT	MFG. P/N	DESCRIPTION	ITEM NO.
AUTOCAD		X		
SOLIDWORKS				
SIGN		DATE		
DRAWN	RPR	6/20/06		
DESIGN	JLJU	6/20/06		
ENGR.	KSUM	6/20/06		
APPR.	JLJU	6/20/06		
SIZE	DWG. NO.	TITLE		REV
B	TC-151M-4A-106V	Power Toroidal Inductors Vertical Mount		B
SCALE	2=1			