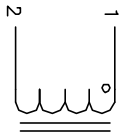


The information contained in this drawing is the sole property of CWS Coil Winding Specialist. Any reproduction in part or whole without written permission of CWS Coil Winding Specialist is prohibited.



SCHEMATIC

7 BUILT TO ROHS COMPLIANCE AND LEAD FREE.

6 WHERE SHOWN, USING A PERMANENT MARKING METHOD IF APPLICABLE. MARK PART NUMBER AND REVISION

5 FLUSH WITH THE COIL EDGE, AS SHOWN  
REMOVE INSULATION AND TIN LEADS APPROX. 0.75 INCH

4 WIND WIRE TO CORE EVENLY SPACED  
CONSTRUCTION:

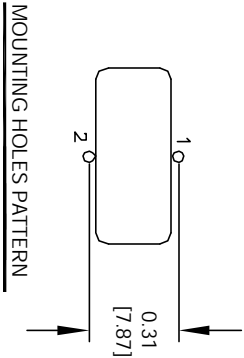
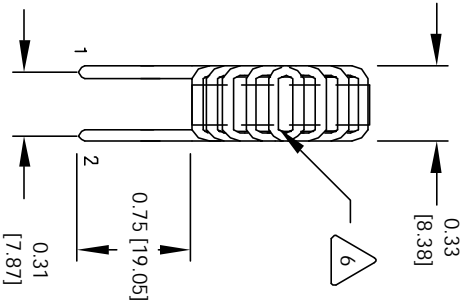
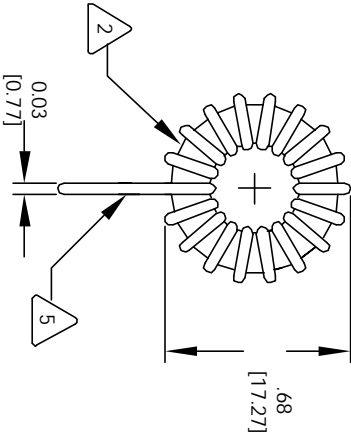
WEIGHT = 7.8 GRAMS  
HI-POT TEST FOR WIRE TO CORE = 500 VDC  
INDUCTANCE @ RATED CURRENT = 45.0 uH  
DC CURRENT RATING = 2.0 AMPS MAX  
DCR = 34 MILLI-OHMS, MAX  
INDUCTANCE @ 0 AMPS = 58.0 uH,  $\pm 20\%$ , 1 KHz., 0.25 Vrms  
SPECIFICATIONS @ 25 °C

3 WIRE: UL RECOGNIZED 130°C RATED MAGNET WIRE  
CORE: COATED IRON POWDER

2 CORE COATING RATING CLASS B (130°) REQUIRED  
1 MATERIAL: UL RECOGNIZED 94V-0 FOR FLAMMABILITY  
NOTES: UNLESS OTHERWISE SPECIFIED, TOROIDAL INDUCTOR  
READ FROM BOTTOM UP.

REVISION HISTORY					
REV	ECN	DESCRIPTION	SIGN & DATE		
			BY	DATE	DATE
C		PRODUCTION RELEASE	RPR	6/20/06	6/20/06

VERTICAL CONFIGURATION



MOUNTING HOLES PATTERN

CODE	IDENT	MFG. P/N	DESCRIPTION	ITEM NO.
PARTS LIST				
AUTOCAD		X		
SOLIDWORKS				
SIGN		DATE		
DRAWN	RPR	6/20/06	Power Toroidal Inductors Vertical Mount	
DESIGN	JLU	6/20/06		
ENGR.	KSUM	6/20/06		
APPR.	JLU	6/20/06		
SIZE	B	DATE	TC-580M-2A-60V	REV C
SCALE	2=1			